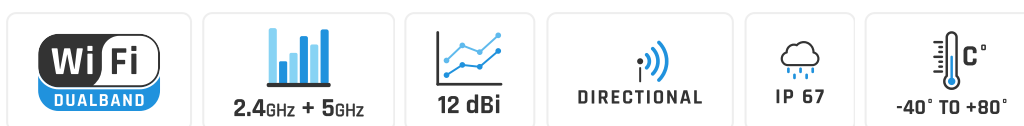


# QuSector 12HV-30-3

**QuSector 12HV-30-3 offers a 30 degrees, 12dBi gain signal with two RP-SMA 2.4GHz connectors. It is a perfect indoor and outdoor device for industrial installations.**

QuSector 12HV-30-3 is a single band, H&V polarity, MIMO 3x3 panel antenna. Two connectors operate at 2.4GHz with 12dBi gain. Due to its medium gain, it can be used on short or medium distances, for example for hotspots in schools, stadiums, offices or public places. High quality injection moulded enclosure allows to implement it alongside with indoor and IP67 outdoor solutions. The antenna comes with 3\*70cm (28inch) cables terminated with Nm, RPSMA or RPTNC connectors. QuSector 12HV-30-3 was designed to be a perfect match for your access point.



OUTDOOR ANTENNA WORKS IN **ANY WEATHER CONDITIONS**, IP67



ANTENNA **PERFECTLY MATCHED** WITH THE ROUTER



WALL OR MAST MOUNTING SYSTEM WITH **TWO PLANES, 60 DEGREES REGULATION**



MADE IN **EUROPE**



## WI-FI SPECIFICATION

FREQUENCY	2.4 - 2.5GHz 5.1 - 5.9GHz
GAIN	12 dBi
VSWR	< 2.00
BEAMWIDTH	35°/35°
POLARIZATION	Horizontal Vertical
IMPEDANCE	50 $\Omega$
SEPARATION BETWEEN CONNECTORS	>25dB
FRONT-TO-BACK	> 20dB >25dB
MAX INPUT POWER	50W
DC GROUND	Yes

## MECHANICAL SPECIFICATION

MATERIAL	ABS
CONNECTOR	3xRPSMA/3xNM/3xRPTNC
OUTER DIMENSIONS	272 x 276 x 96 mm 10.71 x 10.87 x 3.78 inch
WEIGHT	1.8 kg
OPERATING TEMPERATURE	-40°C to +80°C -40°F to 176°F

## MOUNTING KIT

DIMENSIONS	9.9 x 10.5 x 14.8 cm 3.9 x 4.13 x 5.83 inch
REGULATION RANGE	+/- 30°
MAST DIAMETER RANGE	25 - 60mm 0.98-2.36 inch
MATERIAL	Polyamide with fiberglass + galvanized steel U-Bolts
MOUNTING PLACE	Wall or ceiling or mast

## COMPATIBLE ROUTERS

VARIANT: S12HV.30.3RS

TELTONIKA	ICR-4401W
ARUBA	AP-114, AP-214, AP-224, AP-304, IAP-214, IAP-224, IAP-304
D-LINK	DSR-1000AC
EXTREME NETWORKS	AP 7532
FORTINET	FAP-S313C, FAP-S323C, FAP-S323CR
HUAWEI	AP5130DN
JUNIPER NETWORKS	AX11
TELTONIKA	ICR-4401W
OTHER	3 * RPSMA

VARIANT: S12HV.30.3NM

**SIEMENS**

6GK5748-1GD00-0AB0, 6GK5748-1GD00-0AA0, 6GK5788-1GD00-0AA0,  
6GK5788-1GD00-0AB0

**OTHER**

3 \* N-male

VARIANT: S12HV.30.3RT

**CISCO**

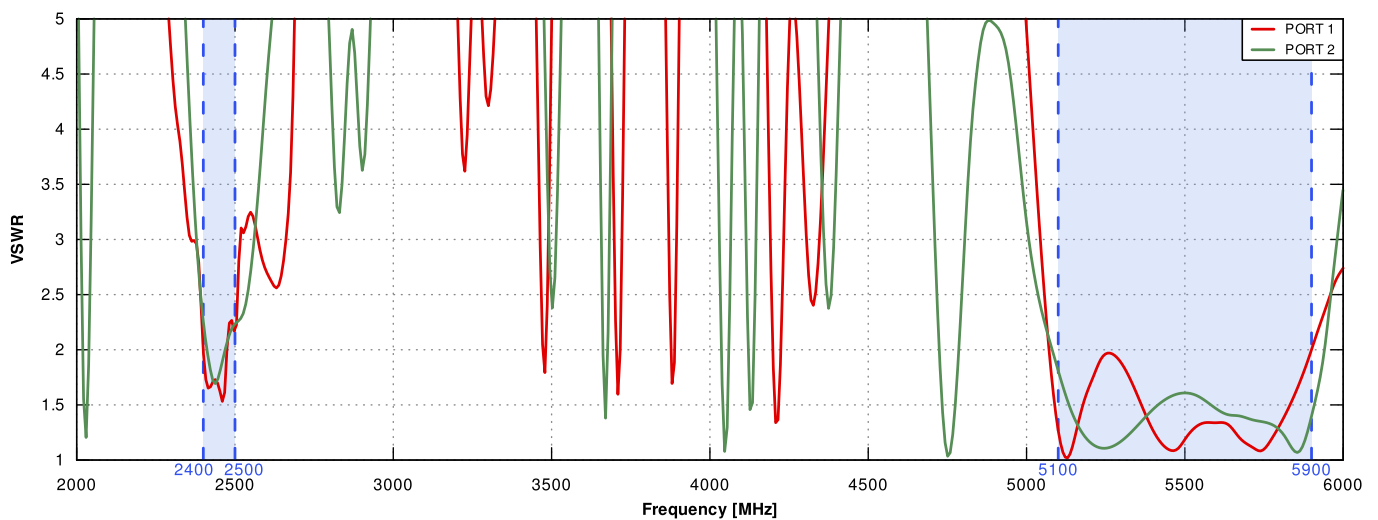
AIR-AP1602E

**OTHER**

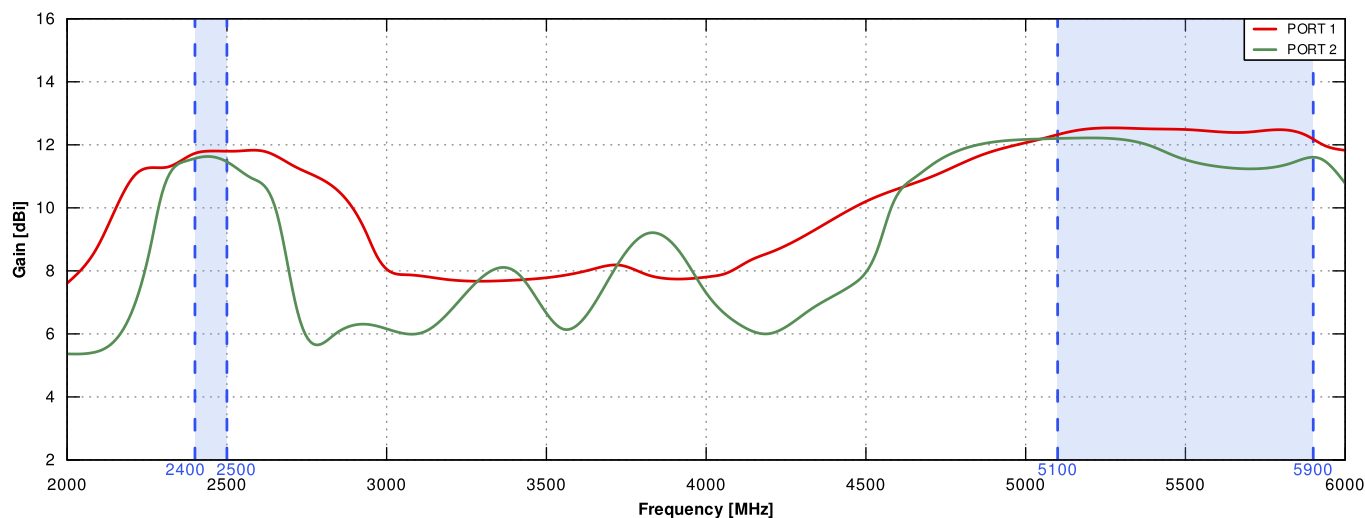
3 \* RPTNC

## PLOTS

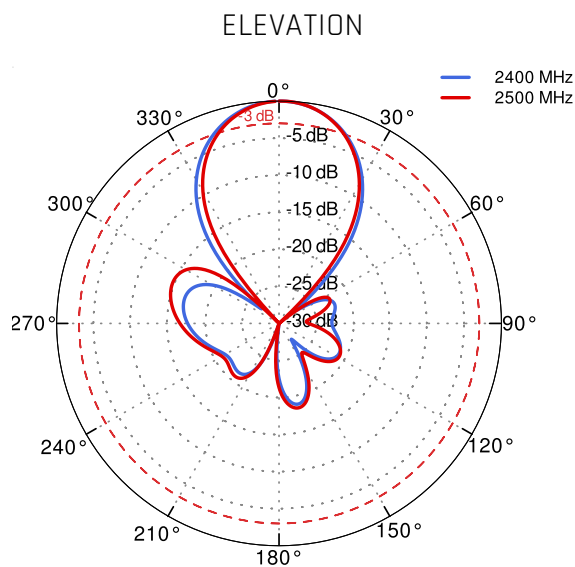
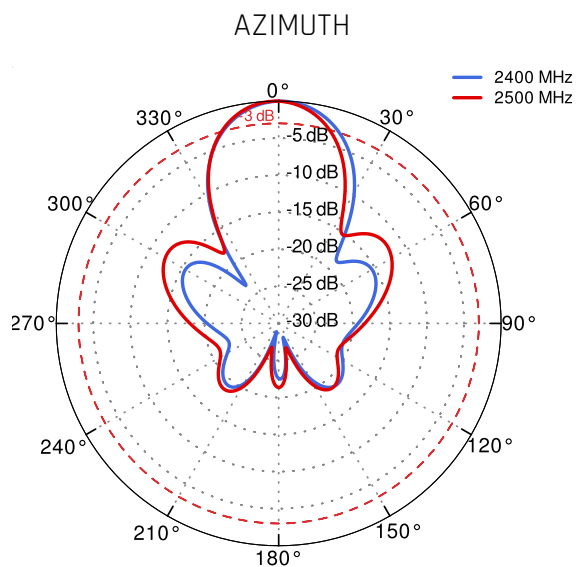
VSWR



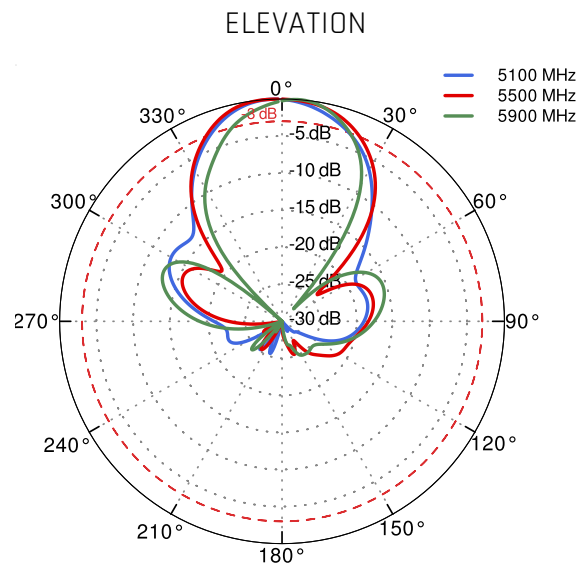
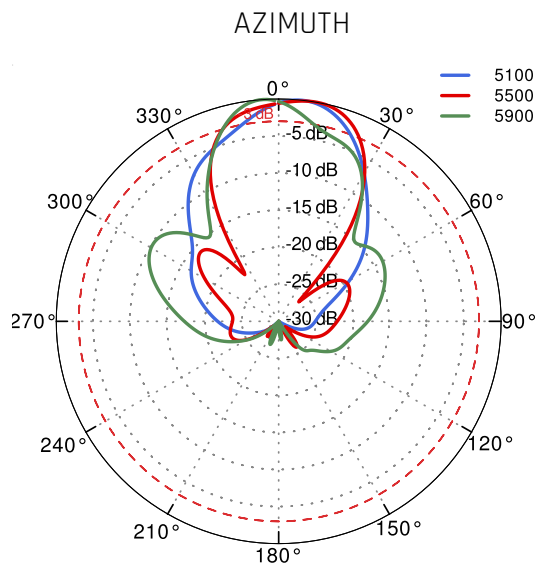
## Gain



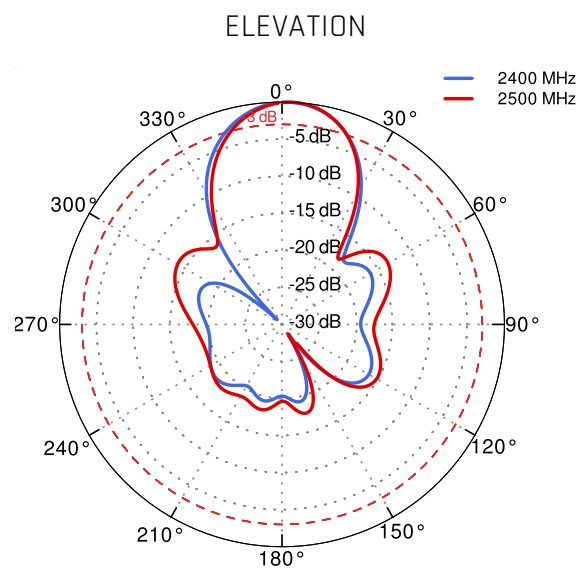
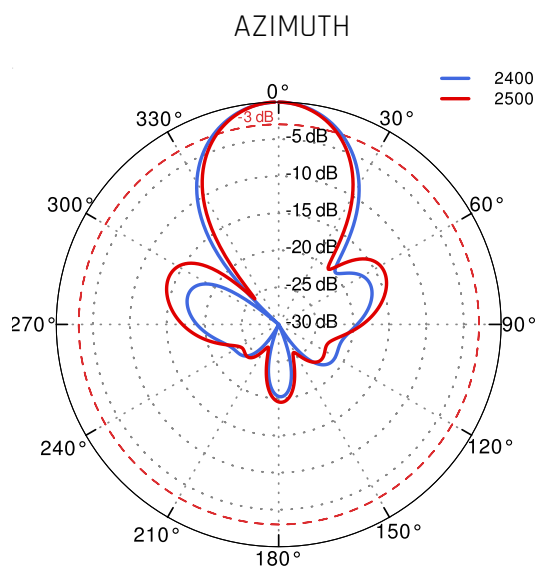
## PORT 1, 3 from 2.4GHz to 2.5GHz



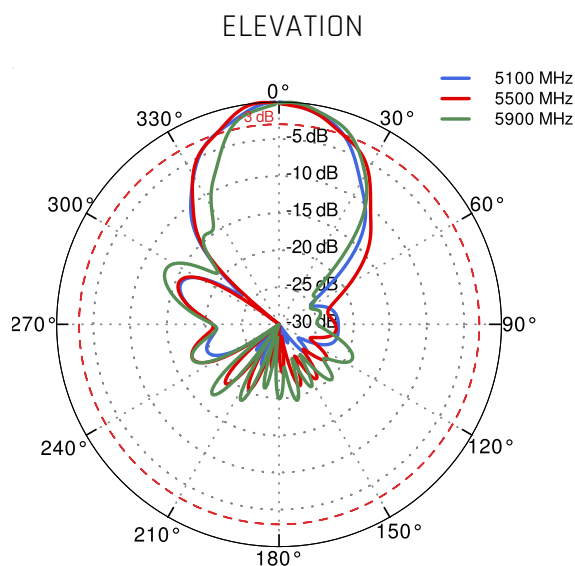
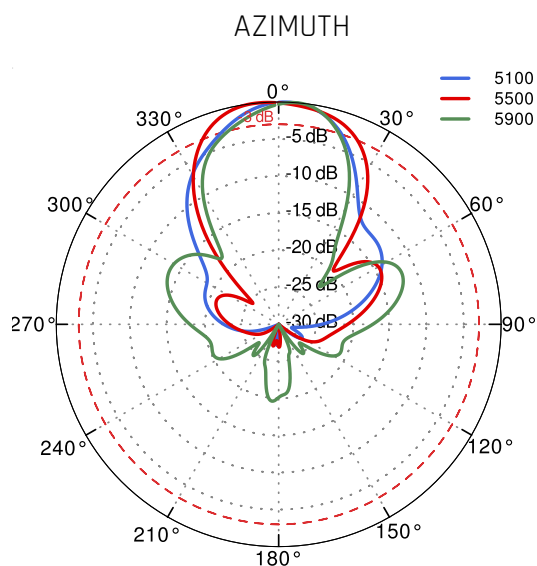
## Port 1, 3 from 5.1GHz to 5.9GHz



## PORT 2 from 2.4GHz to 2.5GHz



Port 2 from 5.1GHz to 5.9GHz



## DIMENSIONS

