


QuMax for Teltonika TRB500

INTEGRATED MULTI-BAND LTE & 5G PANEL ANTENNA + PoE SPLITTER + PLACE TO INSTALL TELTONIKA TRB500 (ALL-IN-ONE)

QuMax for TRB500 is a high performance directional antenna designed for use in a variety of wireless communication applications. This all-in-one product consists of multi-band 5G antennas and PoE splitter integrated in IP67 enclosure. It offers 7.5 dBi gain and wide beamwidth, which makes it suitable for use in both urban and rural environments.

The set contains a PoE splitter, allowing you to split data and power from a single Ethernet cable and maintain gigabit transfer speeds while protecting the LAN port from damage caused by overvoltage, short circuit or improper connection.

Combining QuMax with TRB500 inside the antenna housing gives you complete outdoor solution with multiple use scenarios such as transportation public, energy, mining IoT and more.

5G**BAND 71****617-6000MHz****7 dBi****DIRECTIONAL****IP 67****-40° TO +80°****PASSIVE POE SUPPORT****ANTENNA PERFECTLY MATCHED WITH THE ROUTER****OUTDOOR ANTENNA WORKS IN ANY WEATHER CONDITIONS, IP67****MADE IN EUROPE**

5G / LTE ANTENNA SPECIFICATION

FREQUENCY	0.617 - 0.96 GHz 1.7 - 2.7 GHz 3.3 - 4.6 GHz 4.7 - 6.0 GHz
GAIN	0.617 - 0.96 GHz: 6 dBi 1.7 - 2.7 GHz: 7 dBi 3.3 - 4.6 GHz: 7 dBi 4.7 - 6.0 GHz: 5.5 dBi
SUPPORTED LTE BANDS	1, 2, 3, 4, 5, 7, 8, 9, 10, 12, 13, 14, 17, 18, 19, 20, 22, 25, 26, 27, 28, 29, 30, 33, 34, 35, 36, 37, 38, 39, 40, 41, 42, 43, 44, 46, 47, 48, 49, 52, 53, 65, 66, 67, 68, 69, 71, 85, 103, 106
SUPPORTED 5G BANDS	n1, n2, n3, n5, n7, n8, n12, n13, n14, n18, n20, n25, n26, n28, n29, n30, n34, n38, n39, n40, n41, n46, n47, n48, n53, n65, n66, n67, n71, n77, n78, n80, n81, n82, n83, n84, n85, n86, n89, n90, n95, n97, n98, n100, n101, n255
VSWR	<2.00, max <3.00
BEAMWIDTH	80°/80° ±15°
POLARIZATION	X (±45degrees)
IMPEDANCE	50 Ω

MECHANICAL SPECIFICATION

MATERIALS	ABS, aluminum, PTFE, Fiberglass
CONNECTOR TYPE	RJ45
INGRESS PROTECTION	IP67
DIMENSIONS	486.0 x 292.2 x 105.6 mm 19.13 x 11.50 x 4.16 inch
WEIGHT	2.8 kg 6.17 lbs
OPERATING TEMPERATURE	From -40°C to 80°C From -40°F to 176°F
MAST DIAMETER	25-60mm 0.98-2.36 inch

FREQUENCY BANDS

LTE / 4G	1	2	3	4	5	7	8	617 MHz	6000M Hz
	9	10	12	13	14	17	18		
	19	20	22	25	26	27	28		
	29	30	33	34	35	36	37		
	38	39	40	41	42	43	44		
	46	47	48	49	52	53	65		
	66	67	68	69	71	85	103		
	106								

5G

617
MHz

6000
MHz

n1

n2

n3

n5

n7

n8

n12

n13

n14

n18

n20

n25

n26

n28

n29

n30

n34

n38

n39

n40

n41

n46

n47

n48

n53

n65

n66

n67

n71

n77

n78

n80

n81

n82

n83

n84

n85

n86

n89

n90

n95

n97

n98

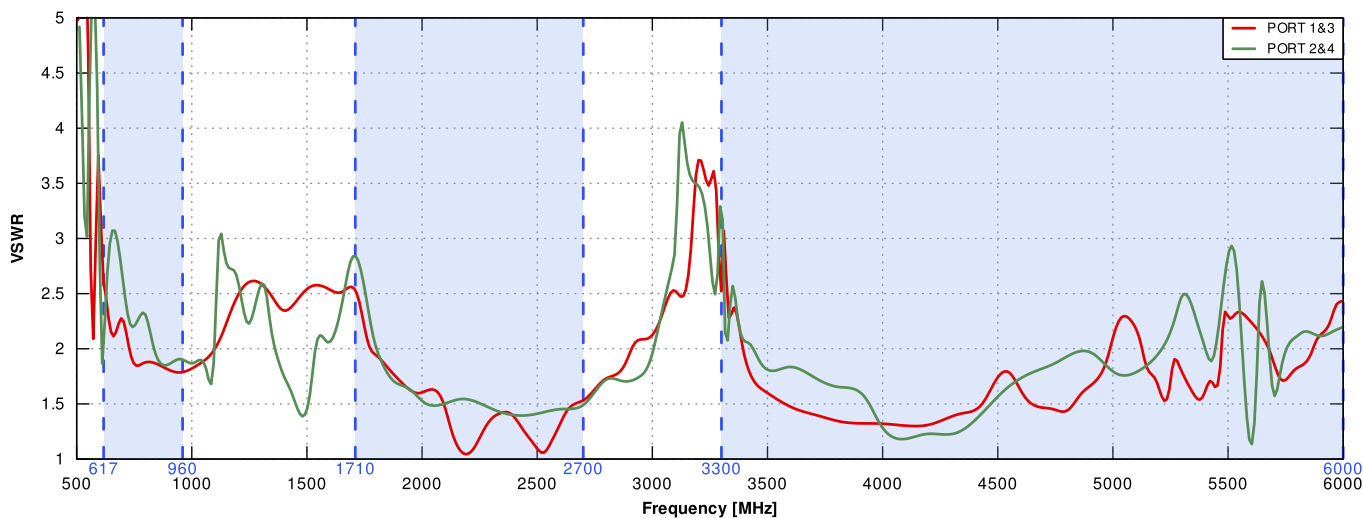
n100

n101

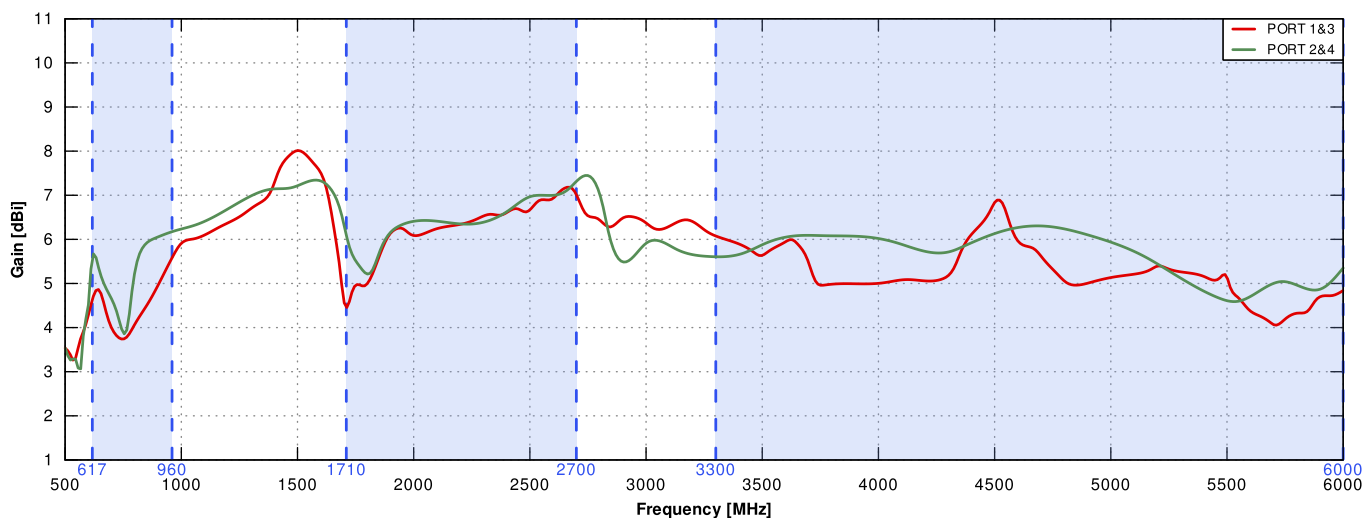
n256

PLOTS

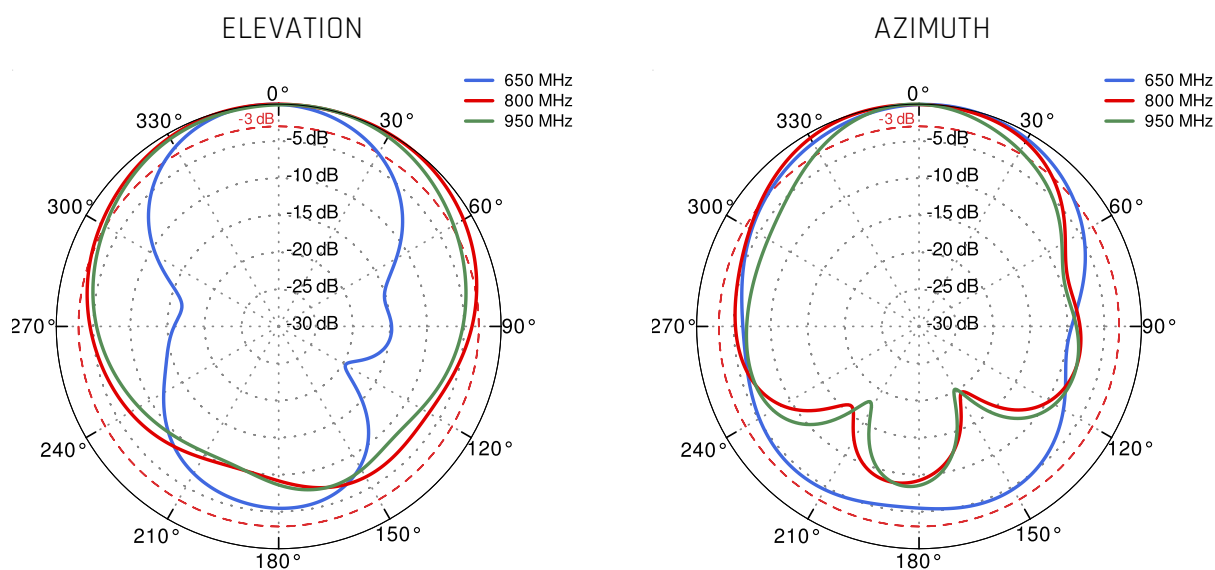
VSWR for 5G/LTE antenna



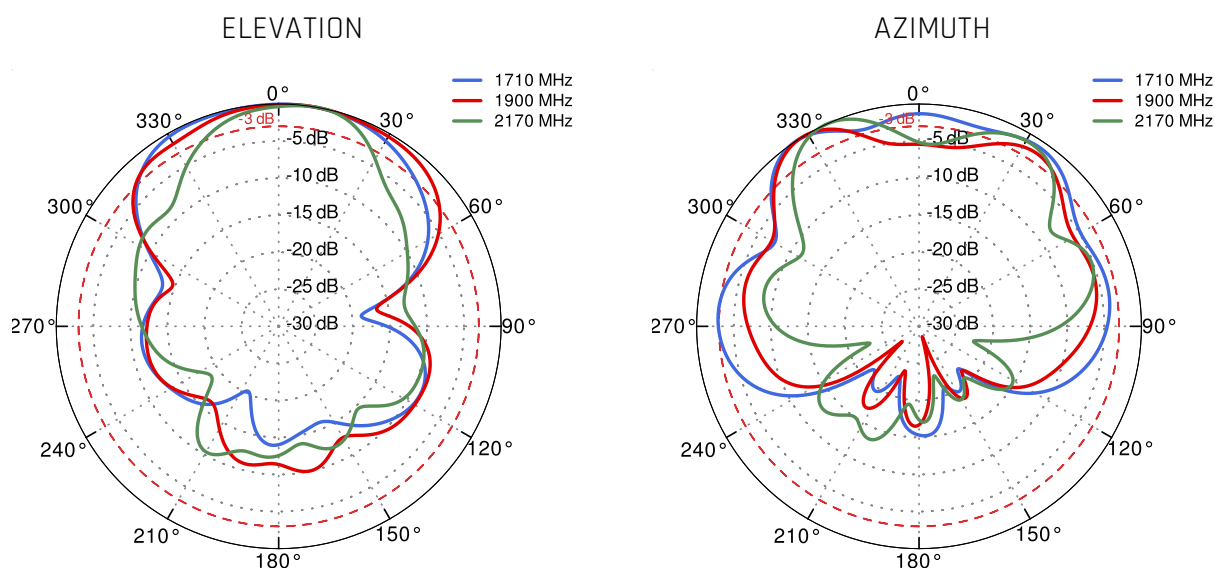
Gain for 5G/LTE antenna



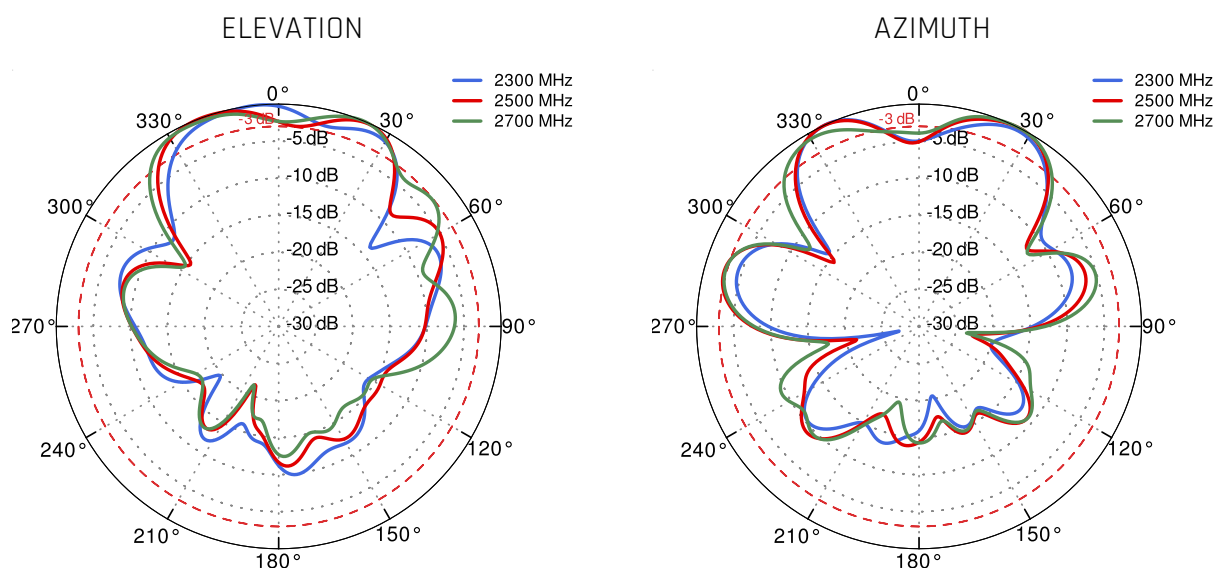
PORT 1&3 - 5G/LTE from 650MHz to 950MHz



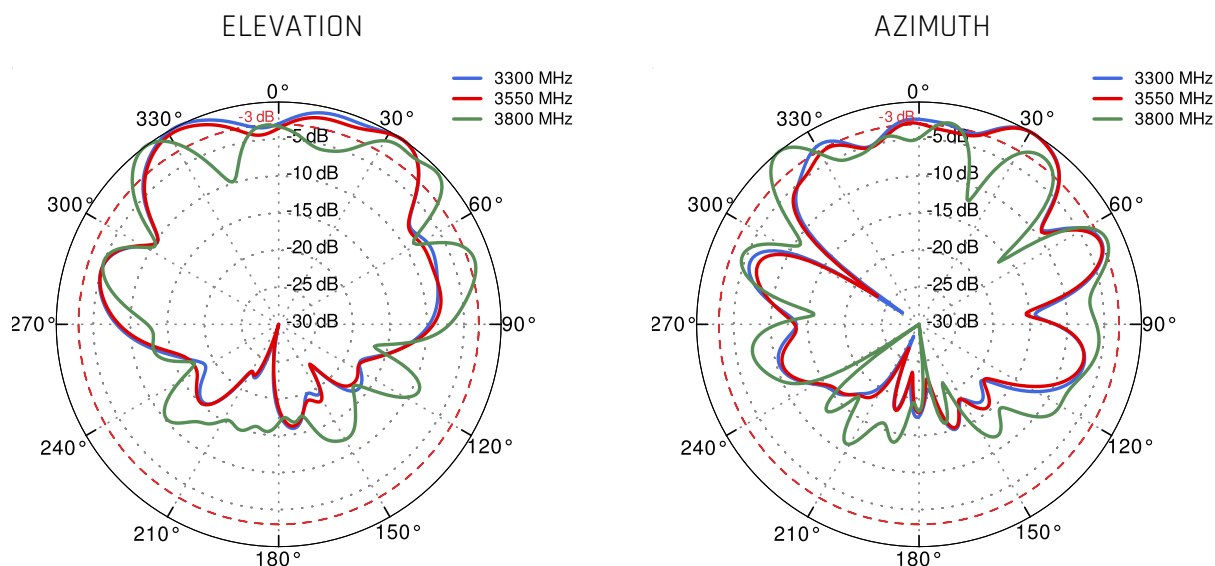
PORT 1&3 - 5G/LTE from 1.71GHz to 2.17GHz



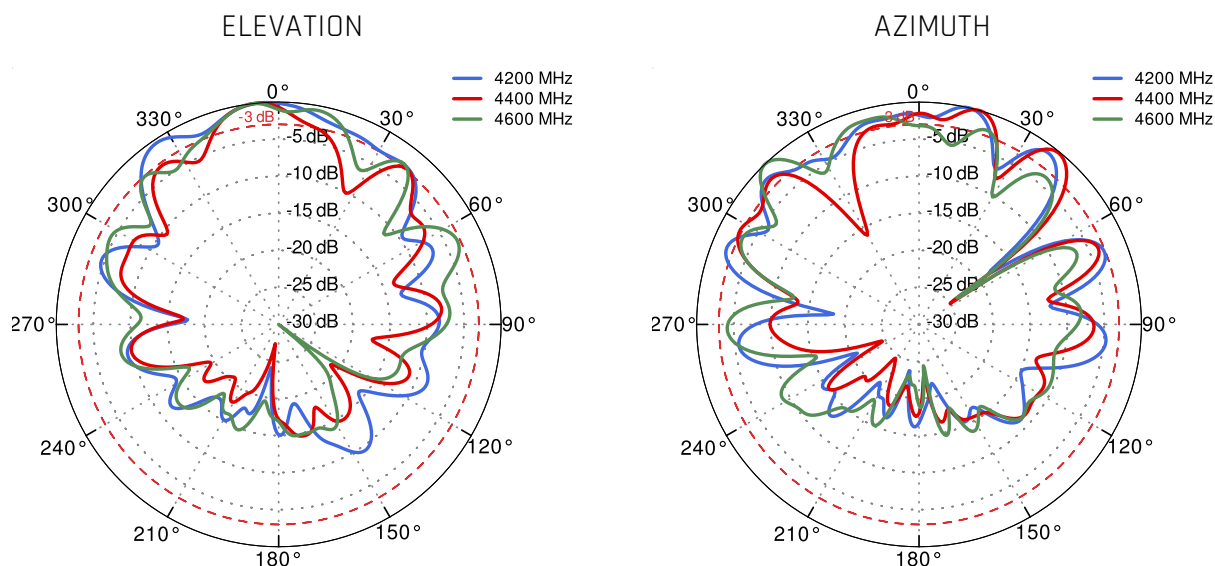
PORT 1&3 - 5G/LTE from 2.3GHz to 2.7GHz



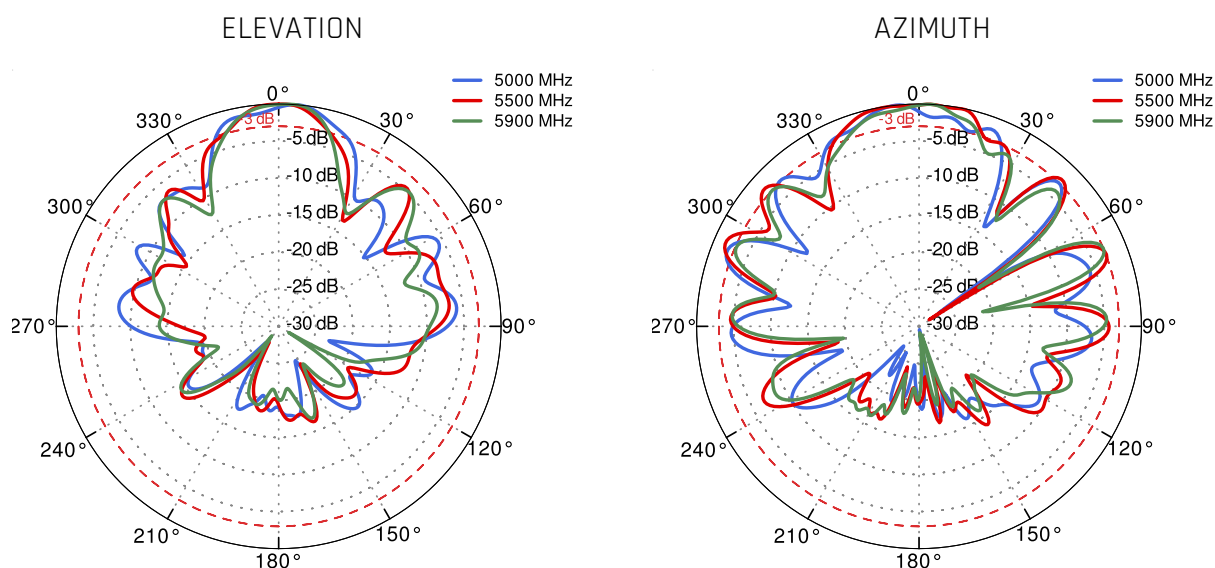
PORT 1&3 - 5G/LTE from 3.3GHz to 3.8GHz



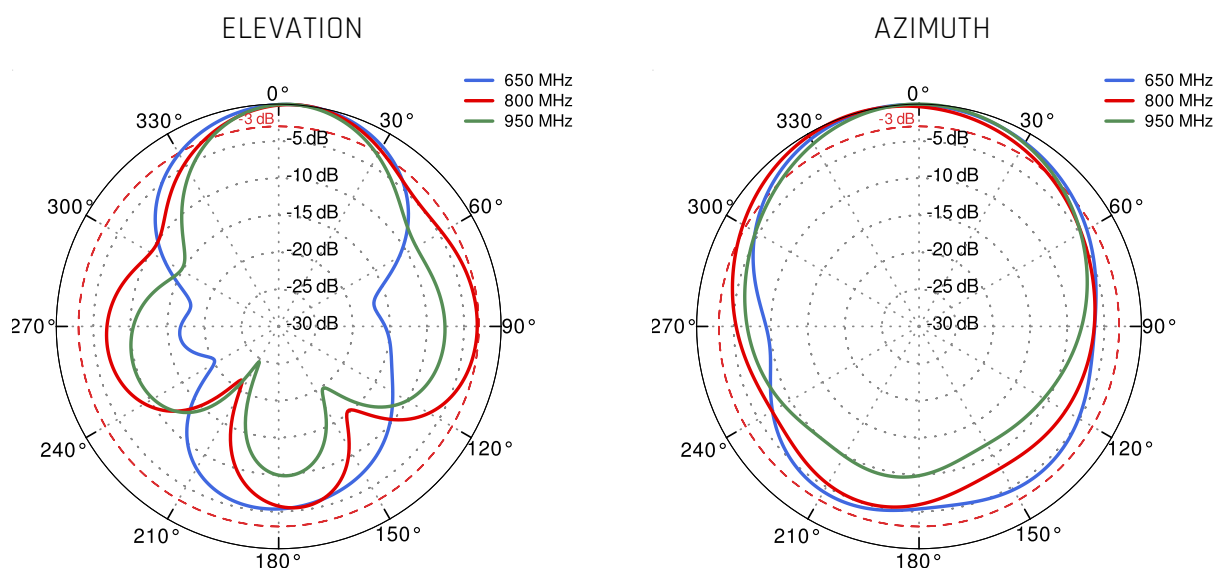
PORT 1&3 - 5G/LTE from 4.2GHz to 4.6GHz



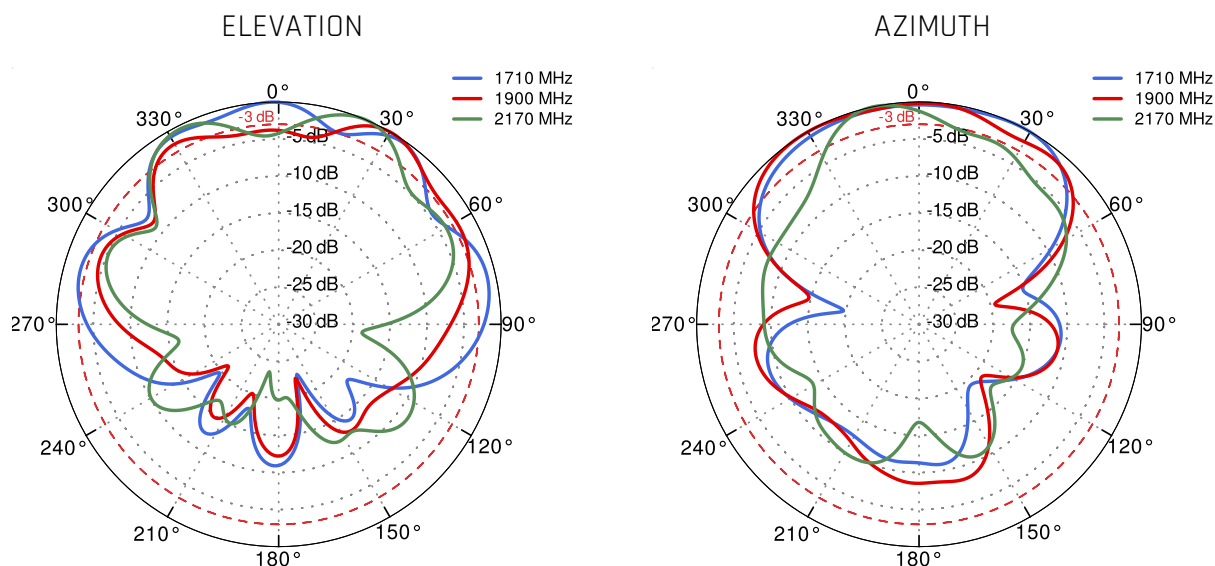
PORT 1&3 - 5G/LTE from 5.0GHz to 5.9GHz



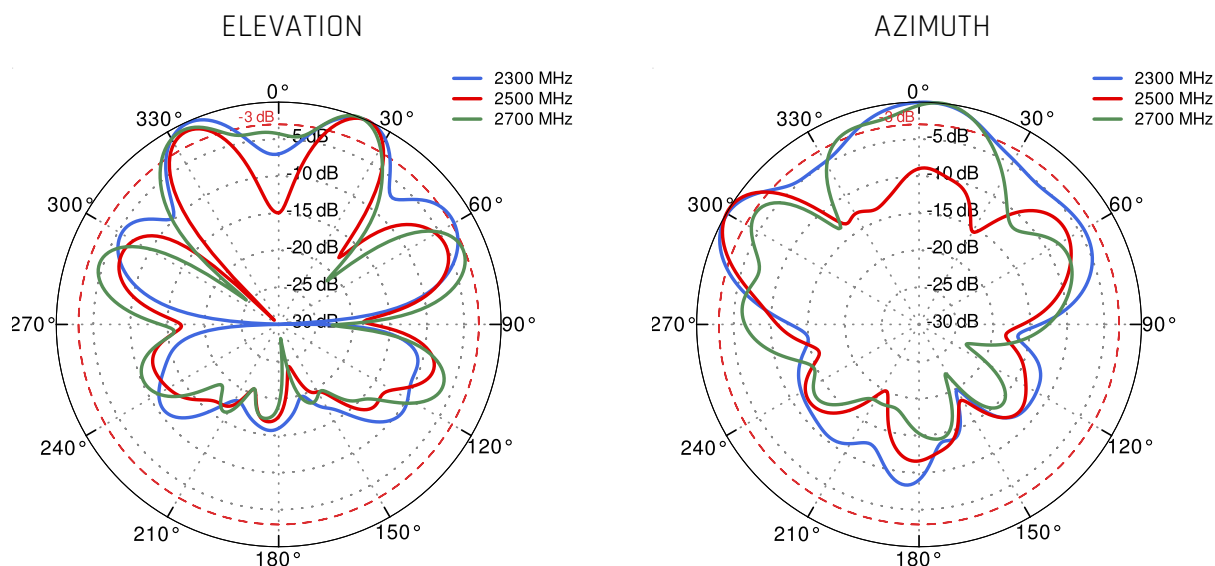
PORT 2&4 - 5G/LTE from 650MHz to 950MHz



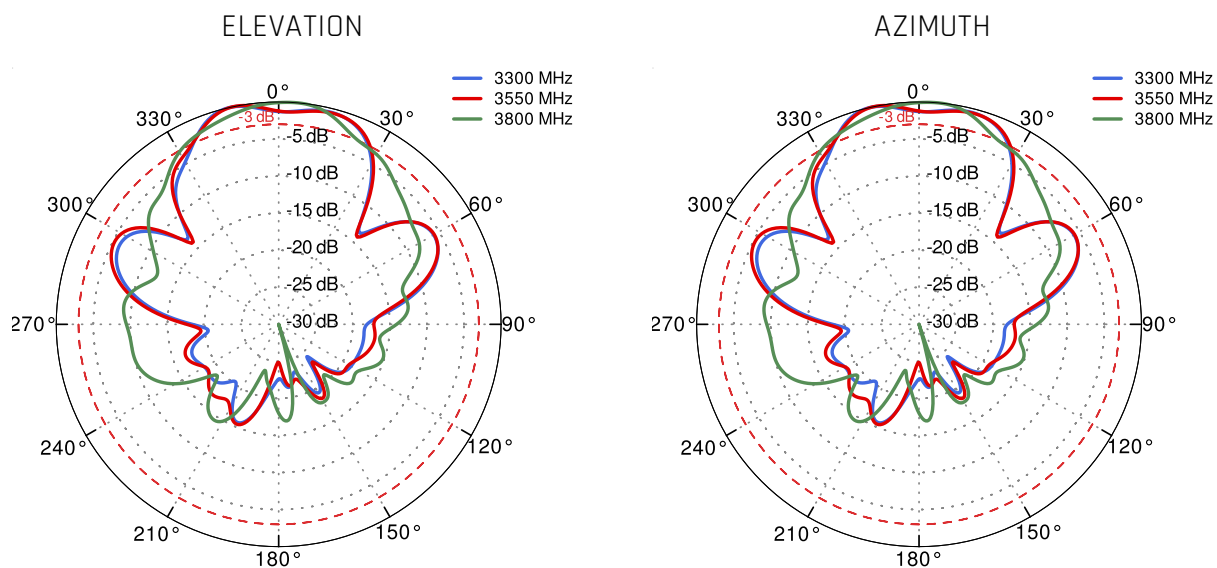
PORT 2&4 - 5G/LTE from 1.71GHz to 2.17GHz



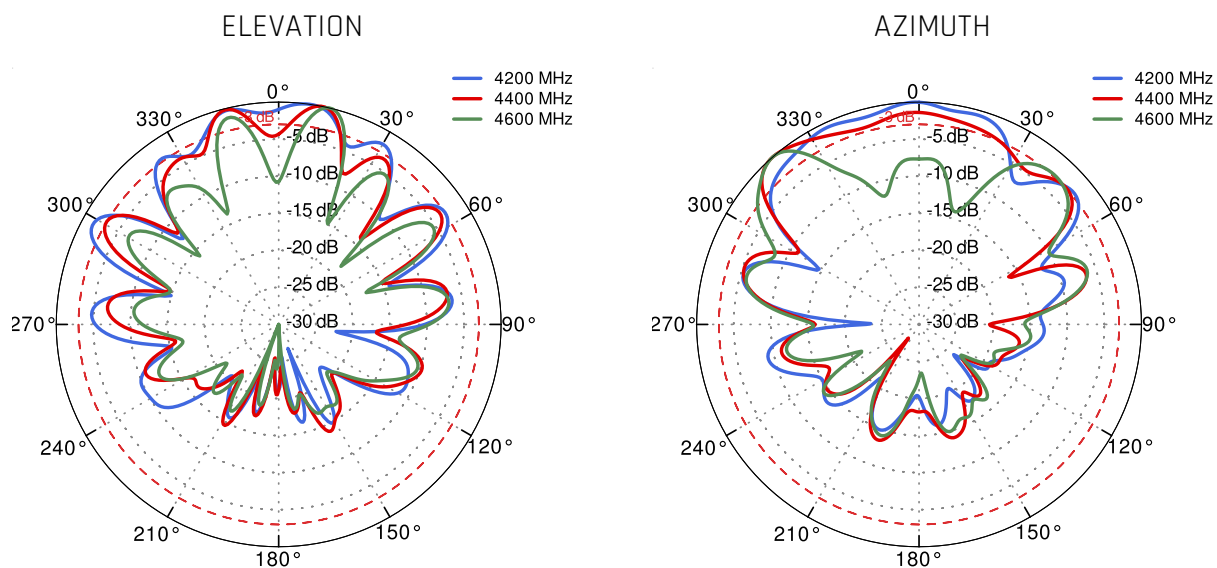
PORT 2&4 - 5G/LTE from 2.3GHz to 2.7GHz



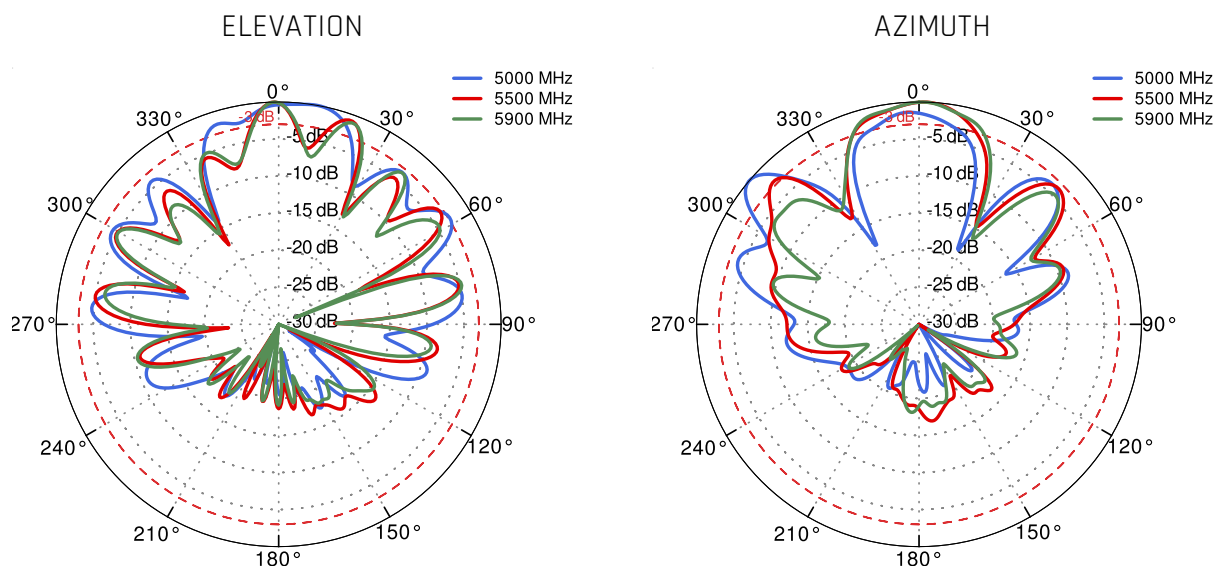
PORT 2&4 - 5G/LTE from 3.3GHz to 3.8GHz



PORT 2 - 5G/LTE from 4.2GHz to 4.6GHz



PORT 2 - 5G/LTE from 5.0GHz to 5.9GHz



DIMENSIONS

