

QuMax for Robustel LG5100 LoRa

INTEGRATED LORA ANTENNA + MULTI-BAND LTE OMNI ANTENNA + PLACE TO INSTALL ROBUSTEL LG5100 (ALL-IN-ONE)

QuMax all-in-one antenna for Robustel LG5100 router is the perfect choice for extending the reach and reliability of your Long Range (LoRa) wireless communication networks. It has embedded omni LTE and LoRa antenna. If you use LG5100 with QuMax antenna, you get an integrated complete solution with embedded gateway and multi band antennas in one enclosure.

4G
LTE**2x2 MIMO**
694-2700MHz
4 dBi
**OMNI
DIRECTIONAL**
HELIUM
868MHz
IP 67
-40° TO +80°

OUTDOOR ANTENNA WORKS IN ANY
WEATHER CONDITIONS, IP67



MOUNTING SYSTEM WITH TWO
PLANES, 60 DEGREES REGULATION




ANTENNA PERFECTLY MATCHED WITH
THE ROBUSTEL LG5100



ALL ANTENNAS AND ROBUSTEL
ROUTER INTEGRATED IN ONE
ENCLOSURE



MADE IN **EUROPE**



LORA ANTENNA SPECIFICATION

FREQUENCY	868 MHz (EU868, IN865, RU864)
GAIN	8.5 dBi
VSWR	<1.80, max <2.00
BEAMWIDTH	75°/75° ±10°
POLARIZATION	Vertical
IMPEDANCE	50 Ω
FRONT TO BACK	>17 dB

LTE ANTENNA SPECIFICATION

FREQUENCY	694 - 960 MHz 1.7 - 2.2 GHz 2.2 - 2.7 GHz
GAIN	694 - 960 MHz : 2 dBi 1.7 - 2.2 GHz : 2 dBi 2.2 - 2.7 GHz : 3 dBi
SUPPORTED LTE/5G BANDS	1, 2, 3, 4, 5, 7, 8, 9, 10, 12, 13, 14, 17, 18, 19, 20, 25, 26, 27, 28, 29, 33, 34, 35, 36, 37, 38, 39, 44, 65, 66, 67, 68, 69, 85, 103, n80, n81, n82, n83, n84, n86, n89, n95, n98, n100, n101, n256
VSWR	<1.50, max <2.50
BEAMWIDTH	360°/25° ±5°
POLARIZATION	Vertical
IMPEDANCE	50 Ω

MECHANICAL SPECIFICATION

MATERIALS	ABS, aluminum, PTFE
CONNECTOR TYPE	RJ45
INGRESS PROTECTION	IP67
DIMENSIONS	160 x 160 x 240 mm 6.3 x 6.3 x 9.45 inch
WEIGHT	1.5 kg 3.31 lbs
OPERATING TEMPERATURE	From -40°C to 80°C From -40°F to 176°F
MAST DIAMETER	25-60mm 0.98-2.36 inch

FREQUENCY BANDS

LTE / 4G GSM	<div>56812131417</div> <div>617 MHz<div>18192026272829</div><div>44676885n81n82n83</div><div>n89</div><div>960 MHz</div></div>
LTE / 4G UMTS	<div>1710 MHz<div>123491025</div><div>33343536373959</div><div>62n80n84n86n95</div><div>2170 MHz</div></div>

LTE / 4G WCS DARS

2300
MHz

30

40

2400
MHz

LTE / 4G

2400
MHz

7

38

41

53

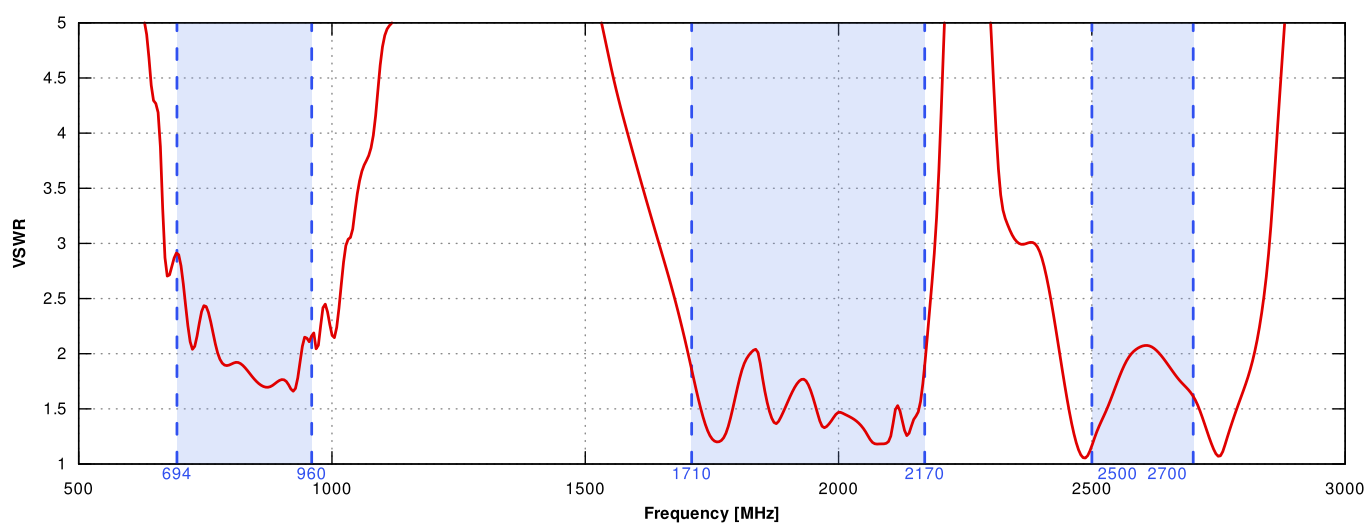
69

n90

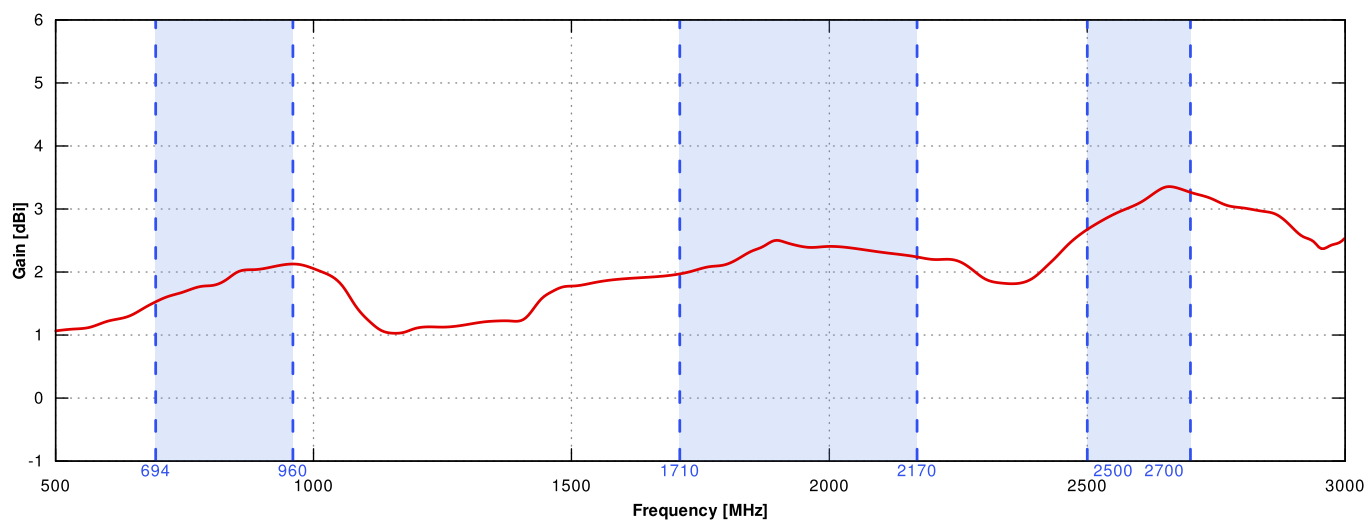
2700
MHz

PLOTS

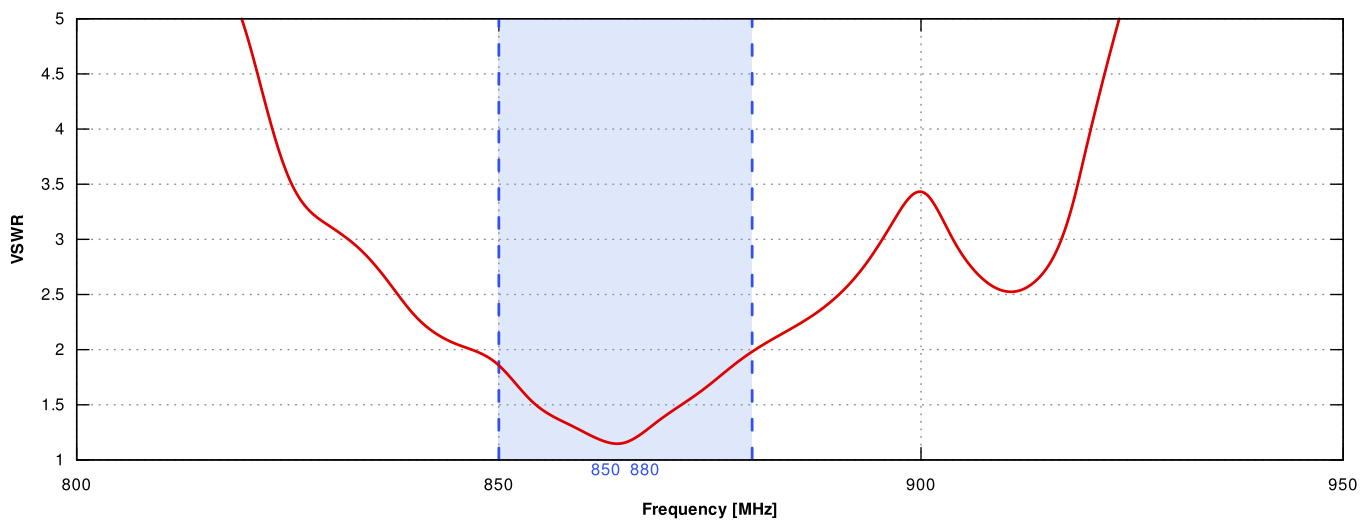
LTE VSWR 



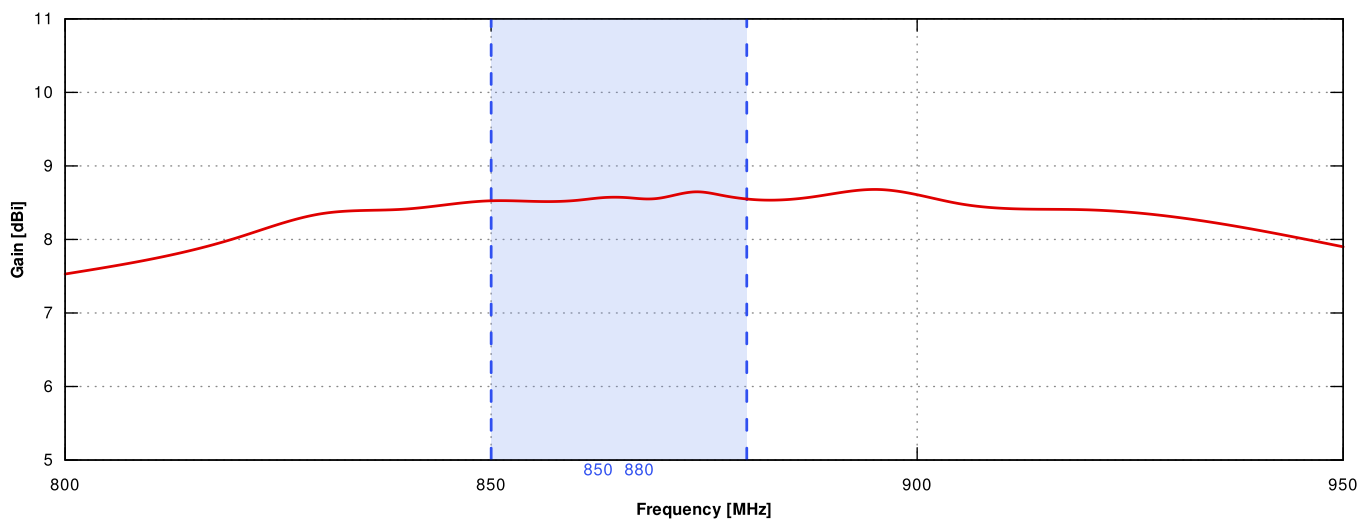
LTE Gain 




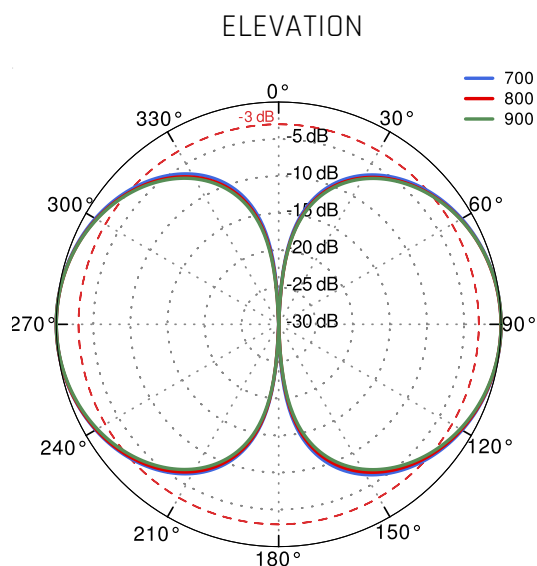
LoRa VSWR



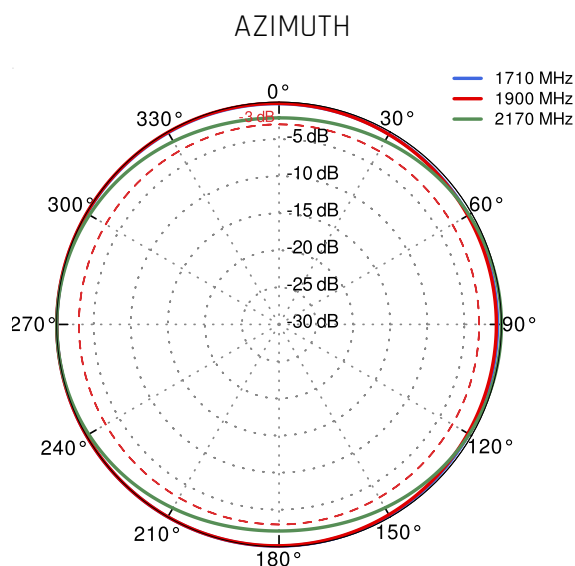
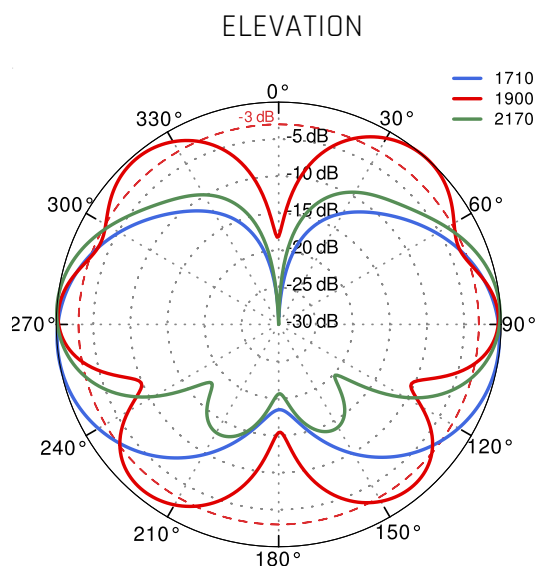
LoRa Gain



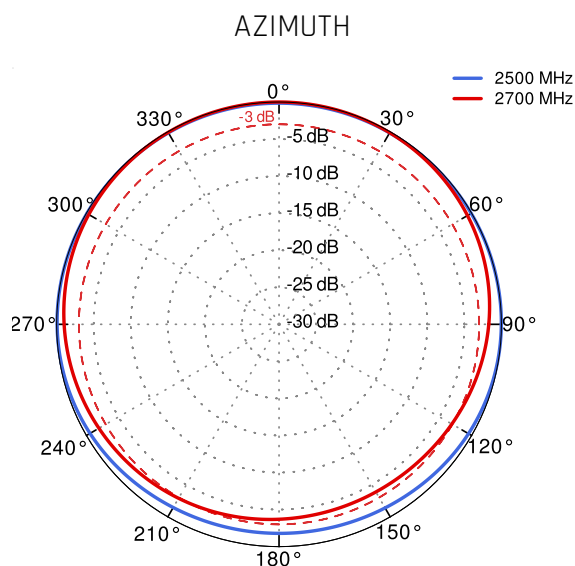
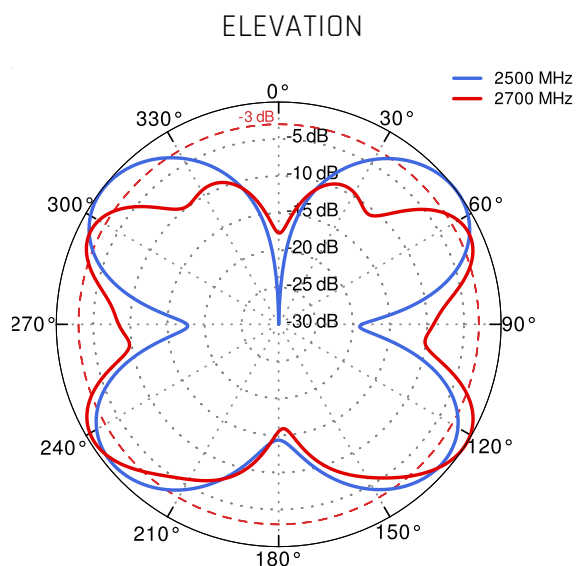
LTE From 700MHz to 900MHz



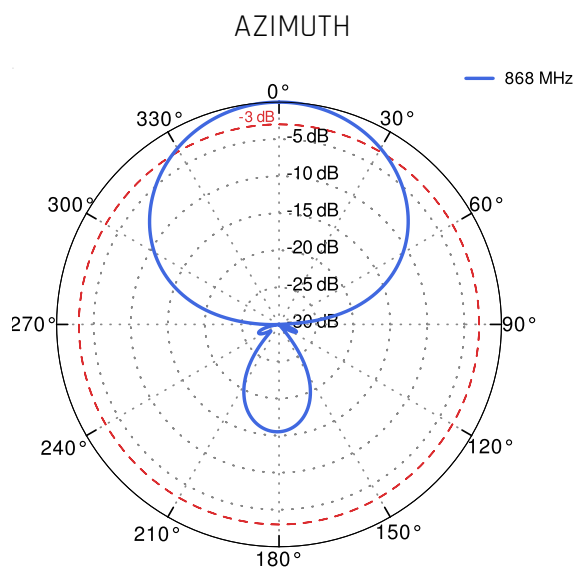
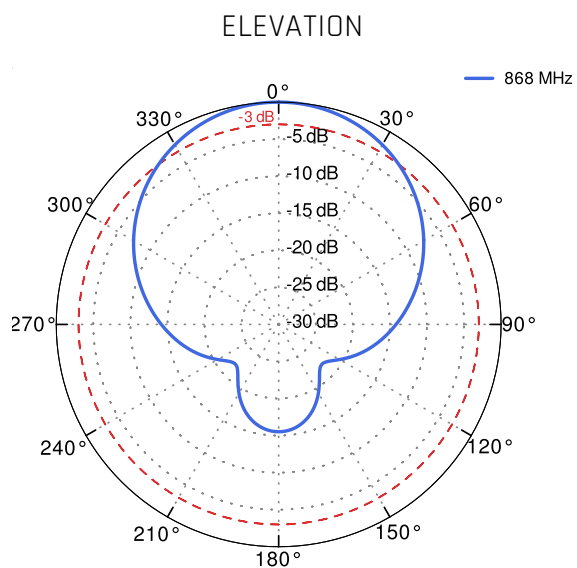
LTE From 1.71GHz to 2.17GHz



LTE From 2.3GHz to 2.7GHz



LoRa 868 MHz



DIMENSIONS

