

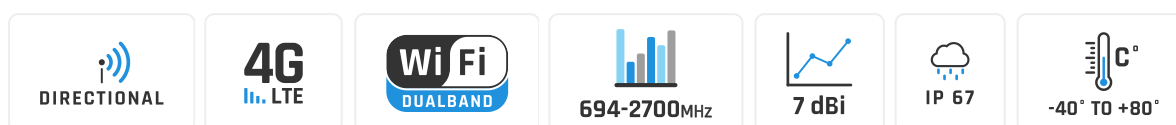
QuMax for Cradlepoint IBR200

Integrated outdoor LTE high power directional antenna + outdoor Wi-Fi dual band 2.4 & 5 GHz omni antenna + PoE splitter + place to install Cradlepoint IBR200 (All-in-one)

QuMAX offers the most powerful directional LTE antenna of all QuWireless antennas. It is dedicated to connections with long distance to base station. It is designed to have Cradlepoint **IBR200** router installed inside IP67 enclosure. It is the first choice for fixed installations in industrial environment.

Outdoor Wi-Fi dual band 2.4GHz & 5GHz omni antenna is included in the set and optional for use with IBR200.

The set contains a [PoE splitter](#), allowing you to split data and power from a single Ethernet cable and maintain gigabit transfer speeds while protecting the LAN port from damage caused by overvoltage, short circuit or improper connection.



ALL ANTENNAS AND CRADLEPOINT ROUTER INTEGRATED **IN ONE ENCLOSURE**



OUTDOOR ANTENNA WORKS IN **ANY WEATHER CONDITIONS**, IP67



ANTENNA **PERFECTLY MATCHED** WITH THE ROUTER



MADE IN **EUROPE**



LTE ANTENNA SPECIFICATION

FREQUENCY	0.694 - 0.96 GHz 1.7 - 2.2 GHz 2.2 - 2.7 GHz
SUPPORTED LTE/5G BANDS	1, 2, 3, 4, 5, 7, 8, 9, 10, 12, 13, 14, 17, 18, 19, 20, 25, 26, 27, 28, 29, 30, 33, 34, 35, 36, 37, 38, 39, 40, 41, 44, 53, 65, 66, 67, 68, 69, 85, 103, n80, n81, n82, n83, n84, n86, n89, n90, n95, n97, n98, n100, n101, n256
GAIN	0.694 - 0.96 GHz : 4 dBi 1.7 - 2.2 GHz : 5 dBi 2.2 - 2.7 GHz : 6 dBi
FRONT-TO-BACK	>8 dB
VSWR	<1.30, max <1.80
BEAMWIDTH	90°/90° ±30°
POLARIZATION	Vertical
IMPEDANCE	50 Ω

WI-FI ANTENNA SPECIFICATION

FREQUENCY	2.4 - 2.5 GHz 5.0 - 7.2 GHz
GAIN	2.40 - 2.50 GHz : 6 dBi 5 GHz: 7.5dBi 7 GHz: 7.5dBi
VSWR	< 1.50, max < 2.00
BEAMWIDTH	360°/25° ±5°
POLARIZATION	Vertical
IMPEDANCE	50 Ω

MECHANICAL SPECIFICATION

MATERIALS	ABS, aluminum, PTFE, Fiberglass
CONNECTOR TYPE	RJ45 + 1*Nm in external omni wi-fi antenna
INGRESS PROTECTION	IP67
DIMENSIONS	272 x 276 x 96 mm 10.71 x 10.87 x 3.78 inch
WEIGHT	1.8 kg 3.97 lbs
OPERATING TEMPERATURE	From -40°C to 80°C From -40°F to 176°F
MAST DIAMETER	25-60mm 0.98-2.36 inch

FREQUENCY BANDS

LTE/4G GSM

617M Hz	5	8	12	13	14	17	18	960M Hz
	19	20	26	27	28	29	44	
	67	68	85	103	n81	n82	n83	
	n89	n100						

LTE/4G UMTS

1710 MHz	1	2	3	4	9	10	25	2170 MHz
	33	34	35	36	37	39	n80	
	n84	n86	n95	n98	n101			

LTE/4G WCS DARS

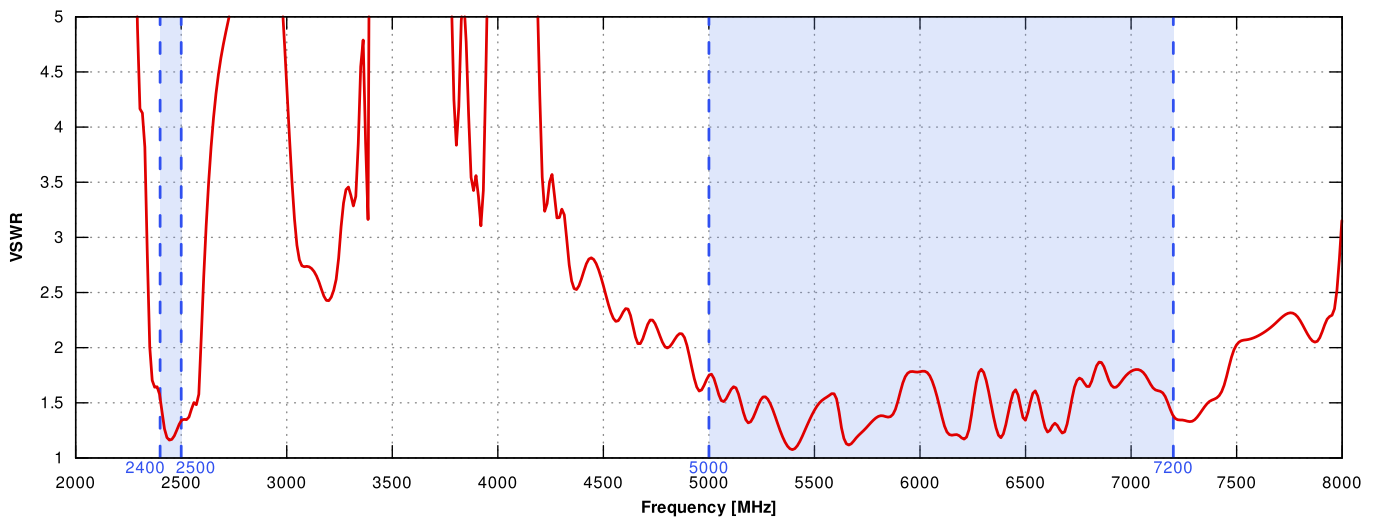
2300 MHz	30	40	n97					2400 MHz
-------------	----	----	-----	--	--	--	--	-------------

LTE/4G

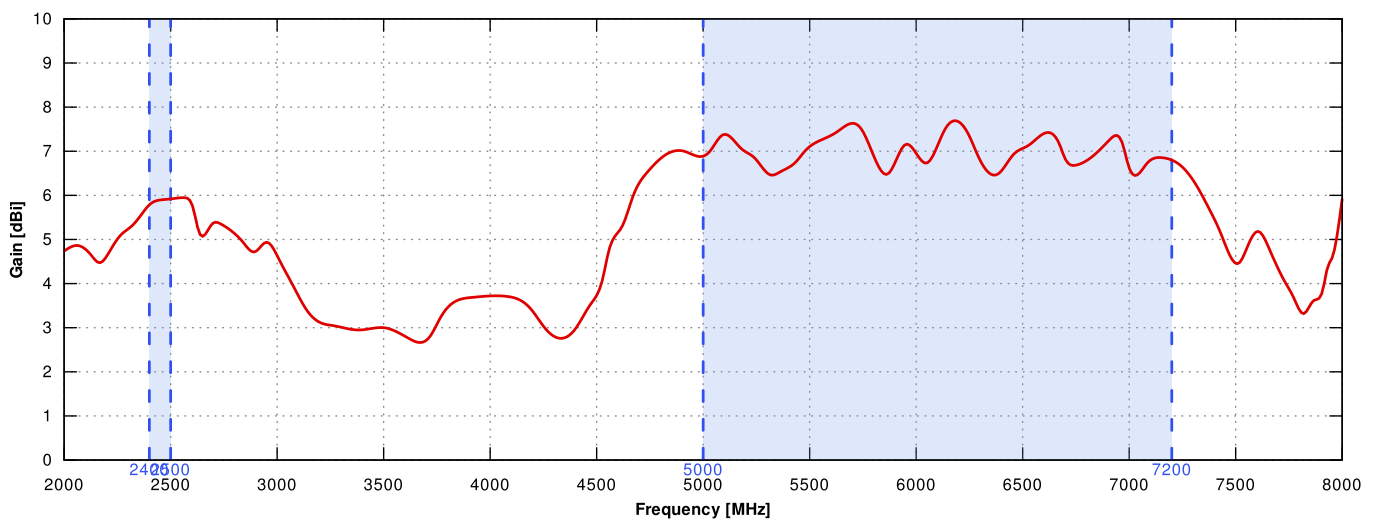
2400 MHz	7	38	41	53	69	n90	2700 MHz	
-------------	---	----	----	----	----	-----	-------------	--

PLOTS

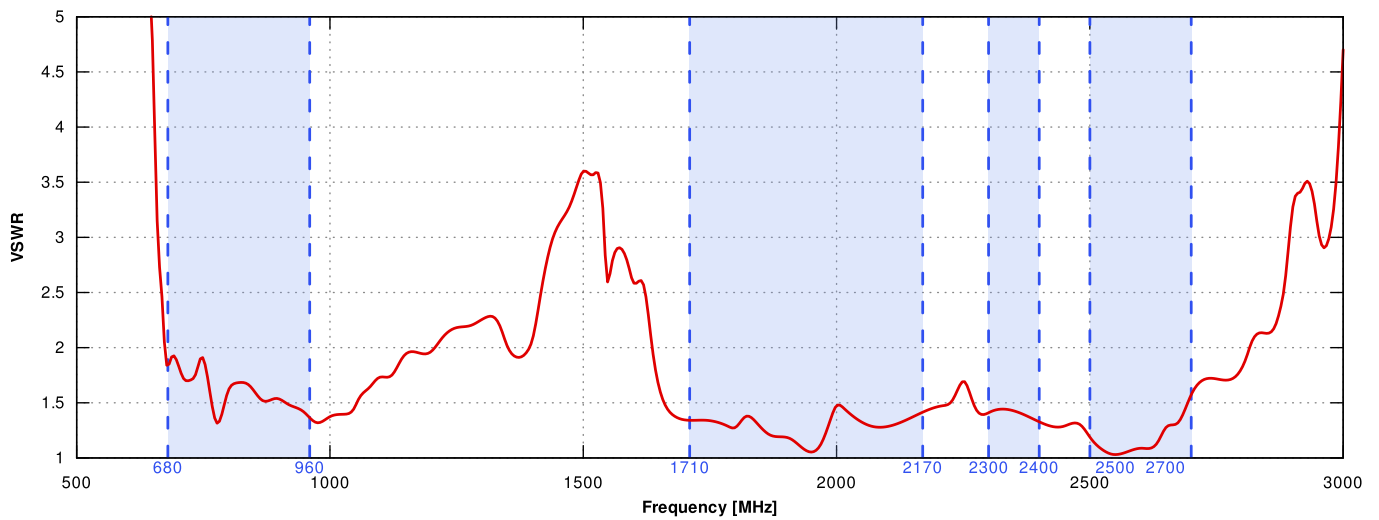
VSWR for Wi-Fi antenna



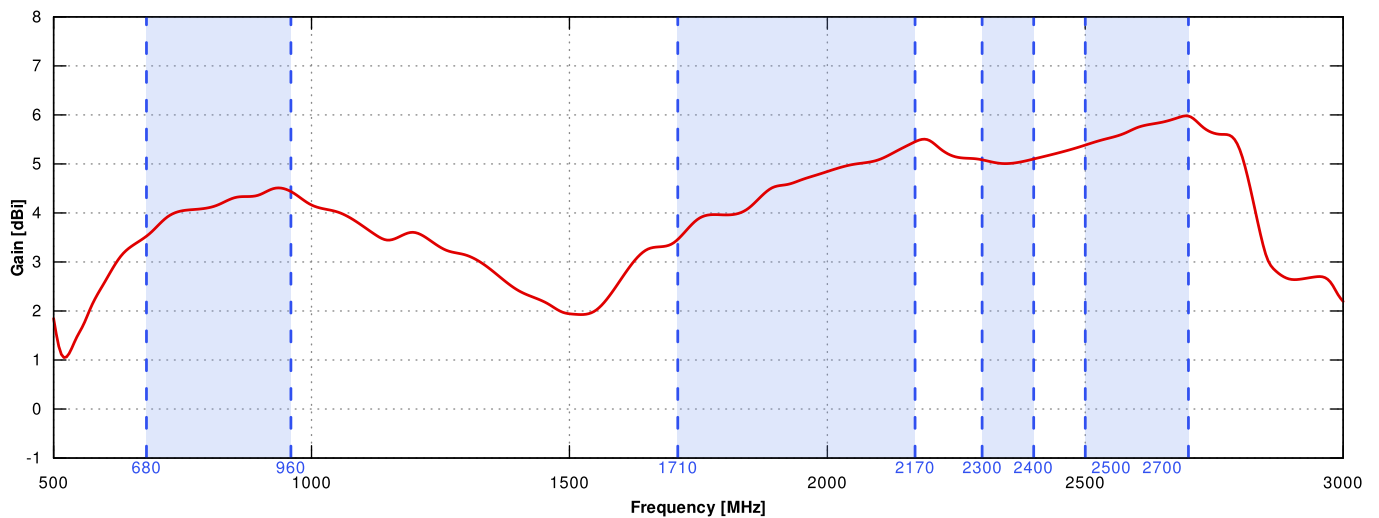
Gain for Wi-Fi antenna



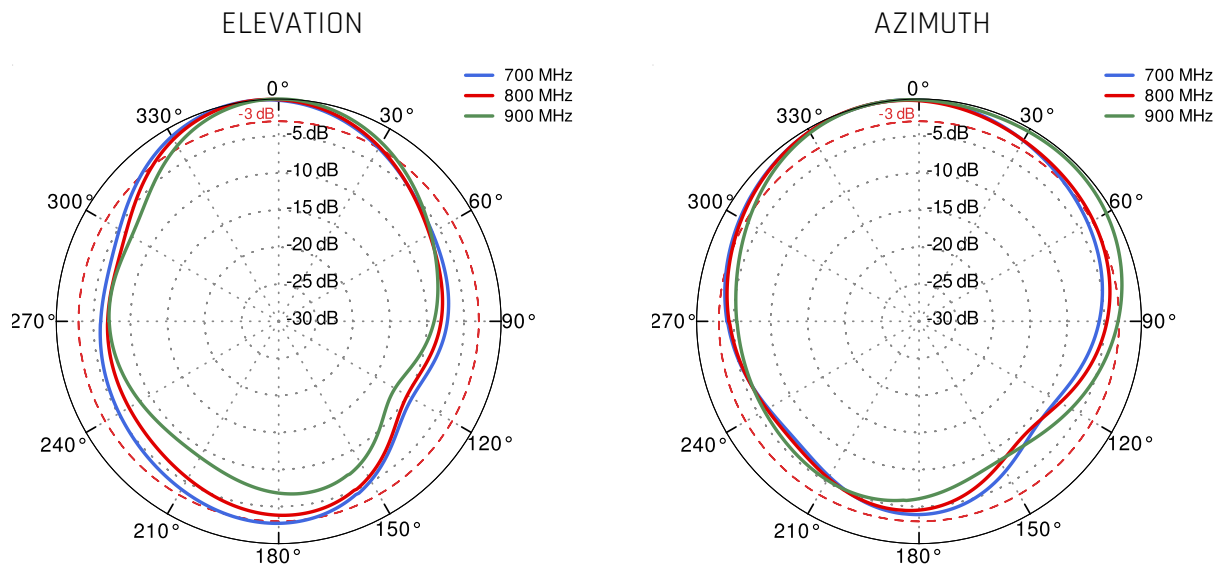
VSWR for LTE antenna



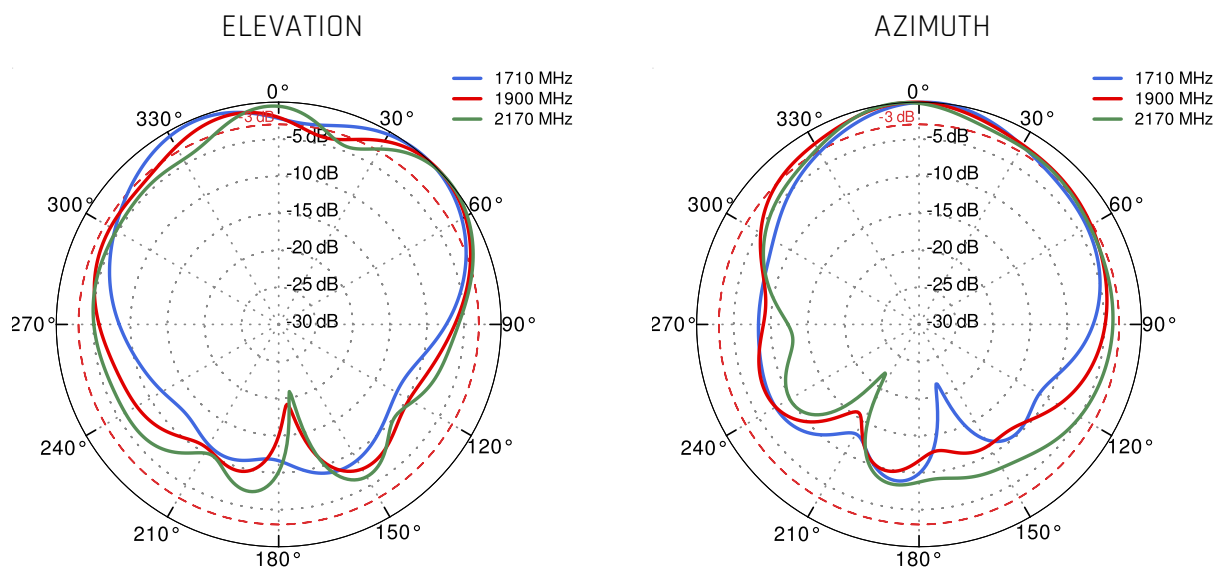
Gain for LTE antenna



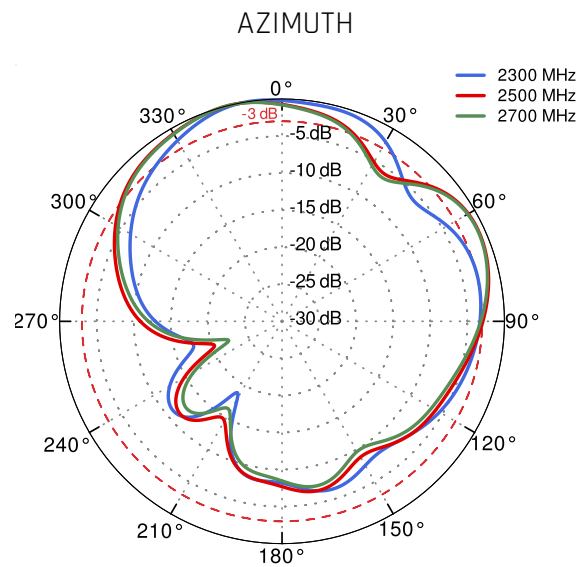
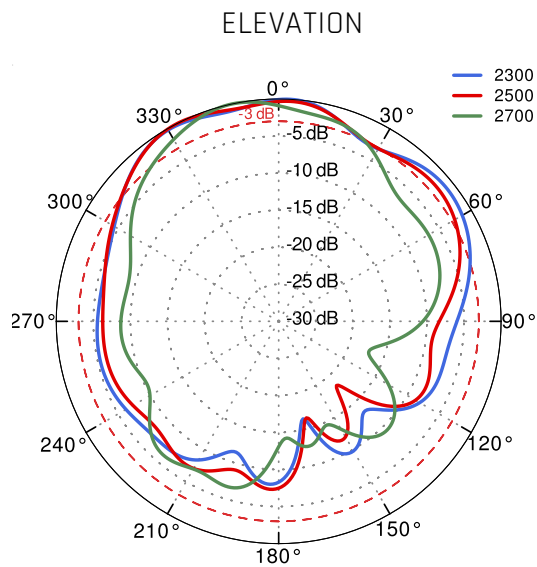
LTE from 700MHz to 900MHz



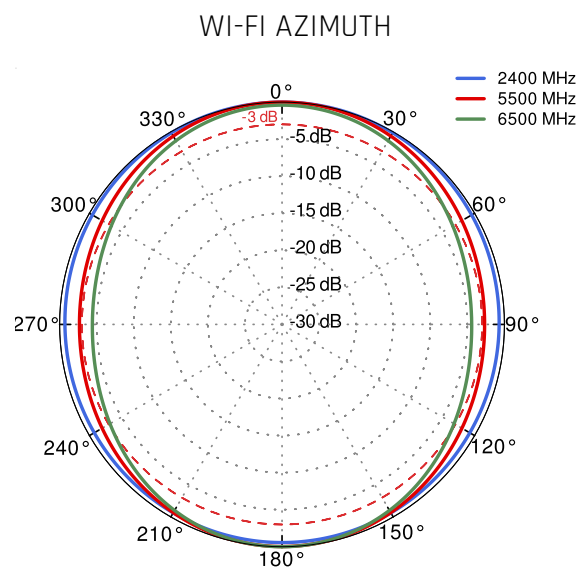
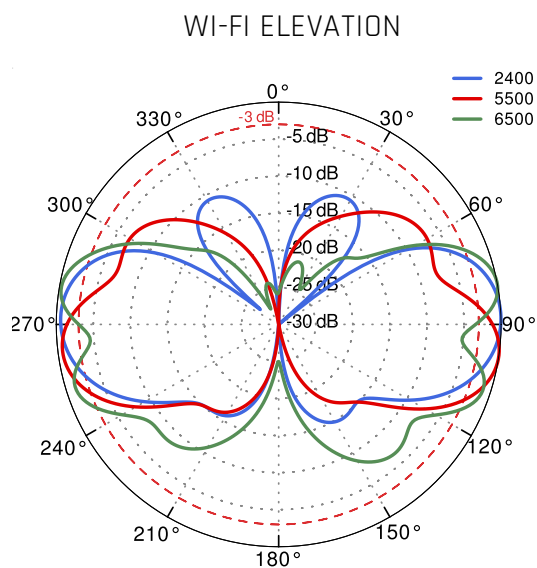
LTE from 1.71GHz to 2.17GHz



LTE from 2.3GHz to 2.7GHz



Wi-Fi 2.4GHz and 5GHz



DIMENSIONS

