


# QuMax XR LTE

**Integrated outdoor multi band eXtra Range LTE directional antenna + place to install Teltonika RUT200/240/241/950/951/955/956/X09/X11**

QuMAX eXtra Range LTE offers the most powerful directional LTE antenna of all QuWireless antennas. It is dedicated to connections with long distance to base station. It is designed to have Teltonika router installed inside IP67 enclosure. It is the first choice for fixed installations in industrial environment. There is also space for mounting internal genuine Teltonika GPS and Wi-Fi antennas inside the antenna enclosure.

Compatible Teltonika routers: RUT200, RUT240, RUT241, RUT900, RUT901, RUT950, RUT951, RUT955, RUT956, RUTX09, RUTX11.

NOTE: There is also available version with extreme high gain antenna for high bands (2300-2700 MHz) – QuMax XR LTE High Band

**4G**  
LTE  
**694-2700MHz**  
**7 dBi**  
**DIRECTIONAL**  
**IP 67**  
**-40° TO +80°****PASSIVE POE SUPPORT****ANTENNA PERFECTLY MATCHED WITH THE ROUTER****OUTDOOR ANTENNA WORKS IN ANY WEATHER CONDITIONS, IP67****MADE IN EUROPE**

## UNIVERSAL MOUNTING BRACKET



## LTE ANTENNA SPECIFICATION

FREQUENCY	694 - 960 MHz 1.7 - 2.2 GHz 2.2 - 2.7 GHz
SUPPORTED LTE/5G BANDS	1, 2, 3, 4, 5, 7, 8, 9, 10, 12, 13, 14, 17, 18, 19, 20, 25, 26, 27, 28, 29, 30, 33, 34, 35, 36, 37, 38, 39, 40, 41, 44, 53, 65, 66, 67, 68, 69, 85, 103, n80, n81, n82, n83, n84, n86, n89, n90, n95, n97, n98, n100, n101, n256
GAIN	694 - 960 MHz : 7 dBi 1.7 - 2.2 GHz : 7 dBi 2.2 - 2.7 GHz : 7 dBi
VSWR	<1.70, max <2.00
BEAMWIDTH	70° / 70° ±15°
POLARIZATION	Dual polarized X-Pol
IMPEDANCE	50 $\Omega$
FRONT-TO-BACK	>10 dB

## MECHANICAL SPECIFICATION

MATERIALS	ABS, aluminum, PTFE, Fiberglass
CONNECTOR TYPE	RJ45
INGRESS PROTECTION	IP67
DIMENSIONS	392 x 392 x 99 mm 15.43 x 15.43 x 3.90 inch
WEIGHT	3.7 kg 8.16 lbs
OPERATING TEMPERATURE	From -40°C to 80°C From -40°F to 176°F
MAST DIAMETER	25-60mm 0.98-2.36 inch

## FREQUENCY BANDS

LTE / 4G GSM	<div>581213141718</div> <div>617 MHz<div>19202627282944</div>960 MHz</div> <div>676885103n81n82n83</div> <div>n89n100</div>
LTE / 4G UMTS	<div>123491025</div> <div>1710 MHz<div>333435363739n80</div>2170 MHz</div> <div>n84n86n95n98n101</div>

**LTE / 4G WCS DARS**

2300  
MHz

30

40

n97

2400  
MHz

**LTE / 4G**

2400  
MHz

7

38

41

53

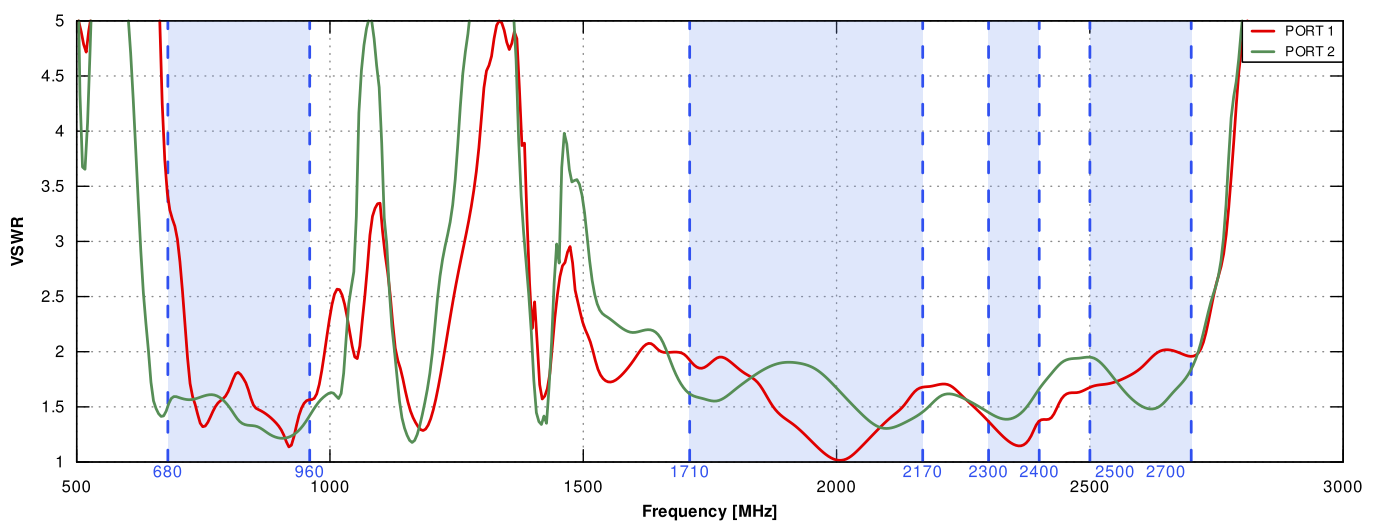
69

n90

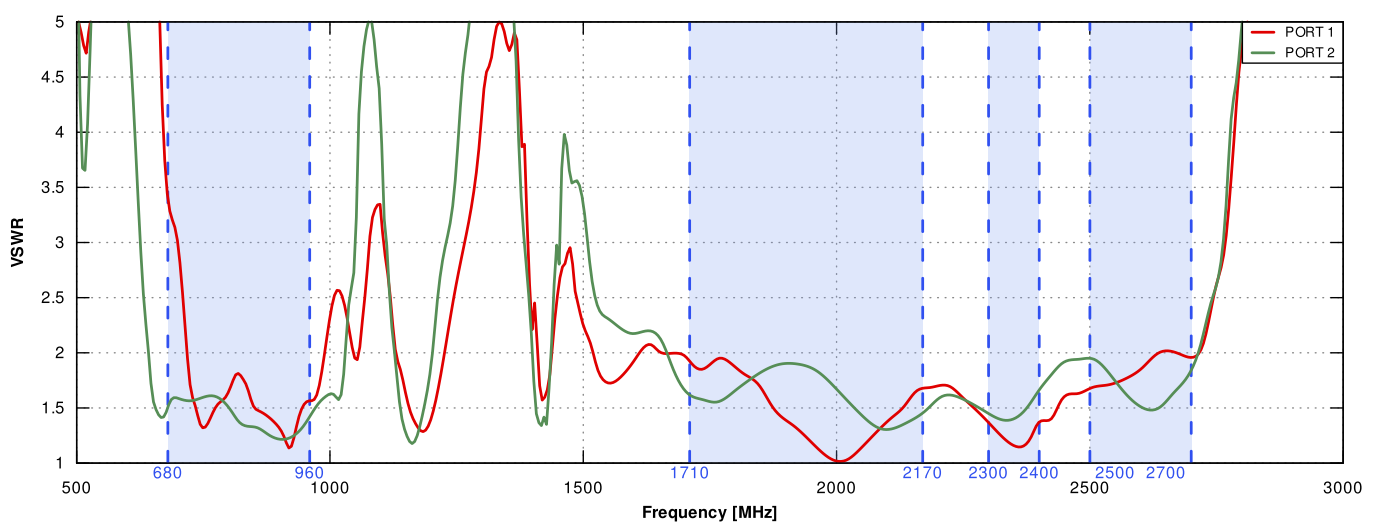
2700  
MHz

## PLOTS

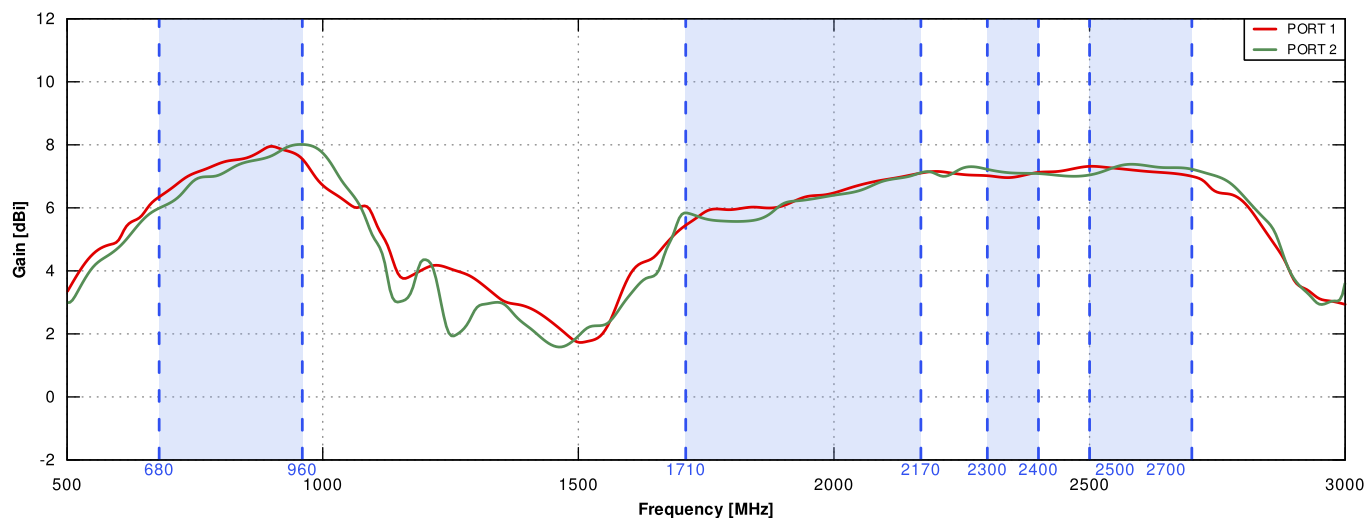
VSWR for LTE antenna PORT 1



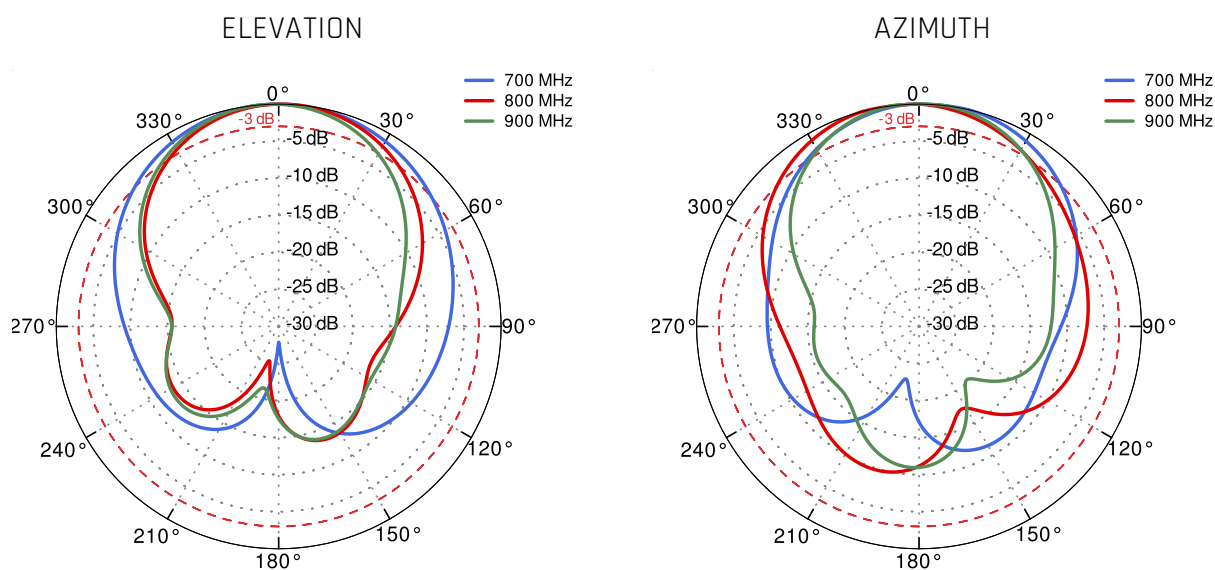
VSWR for LTE antenna PORT 2



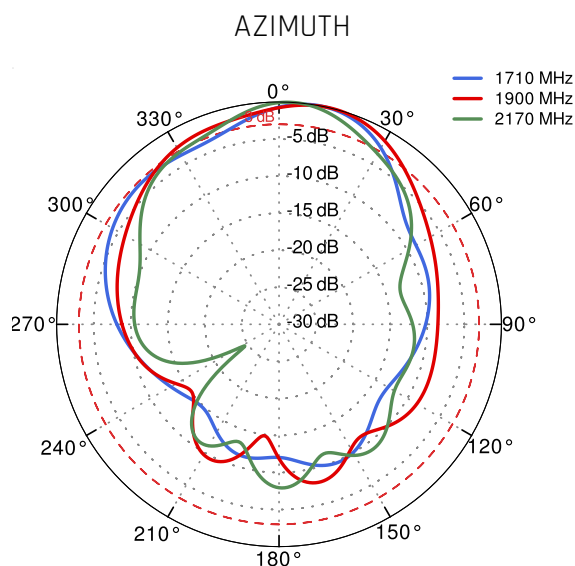
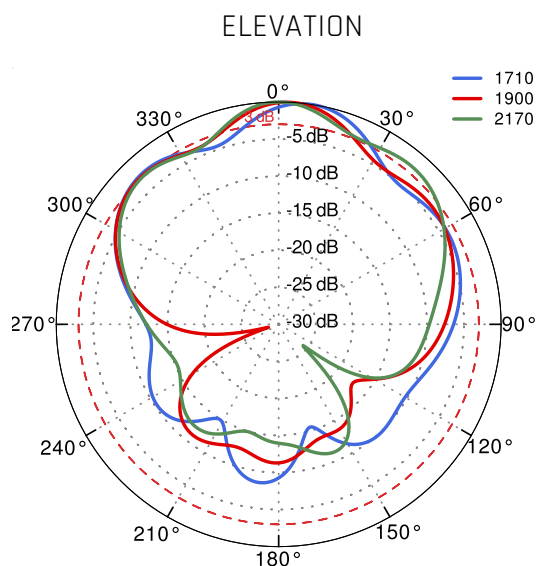
## Gain for LTE antenna



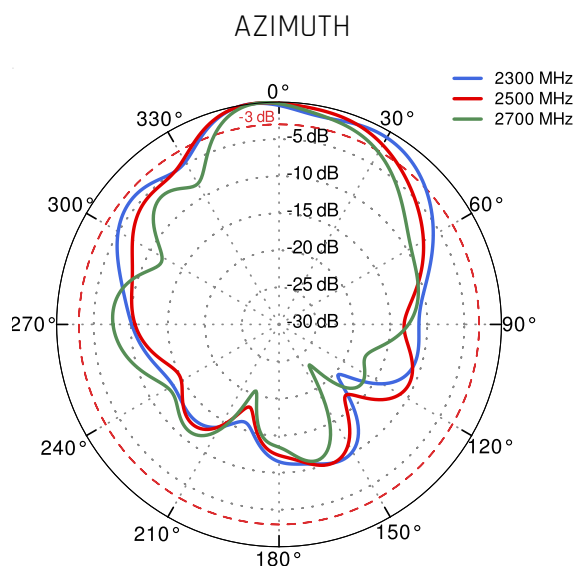
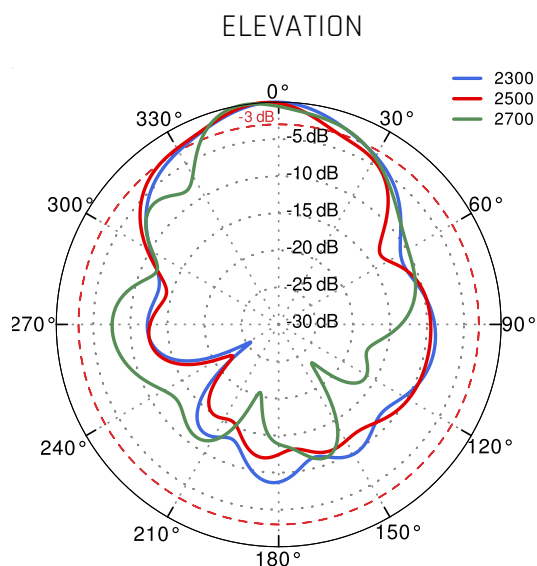
## Port 1 700MHz to 900MHz



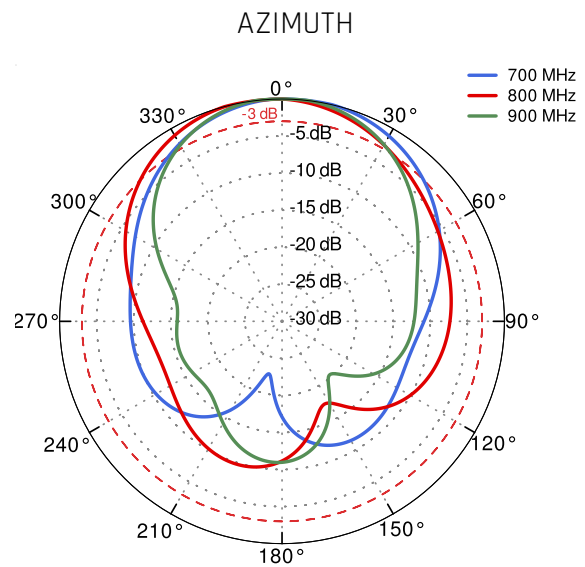
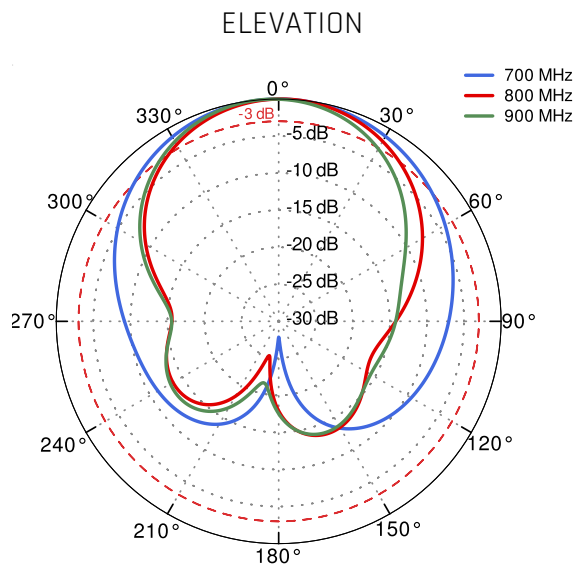
## Port 1 1.71GHz to 2.17GHz



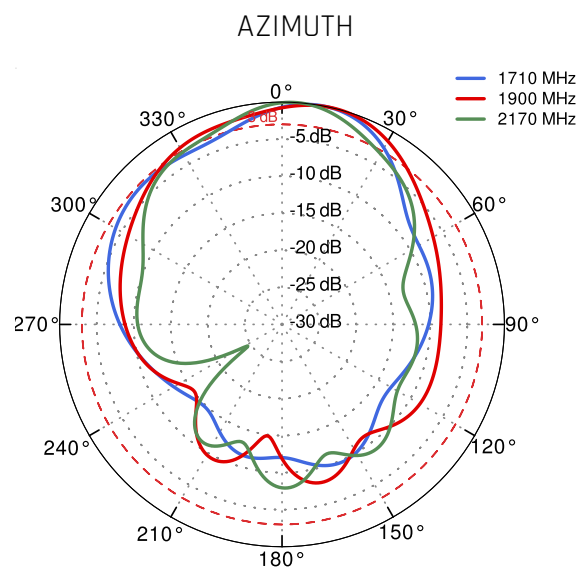
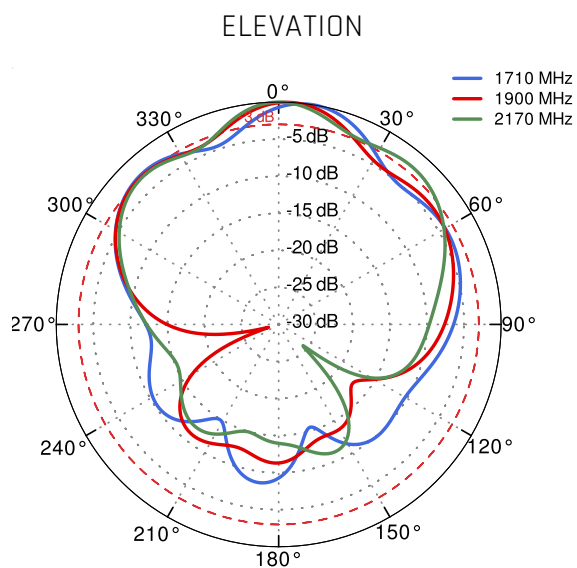
## Port 1 2.3GHz to 2.7GHz



## Port 2 700MHz to 900MHz

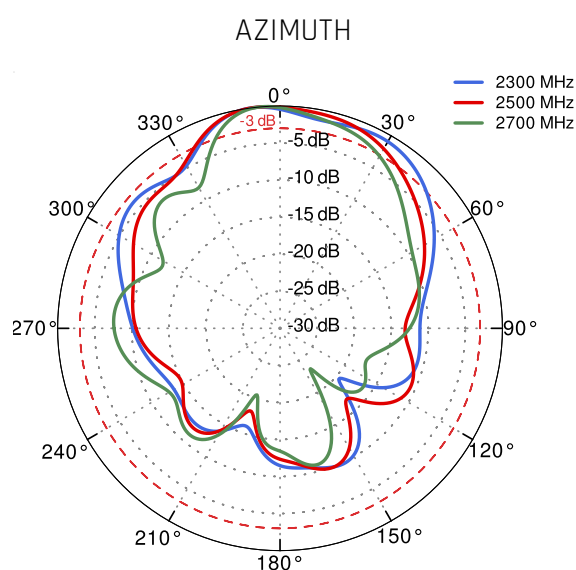
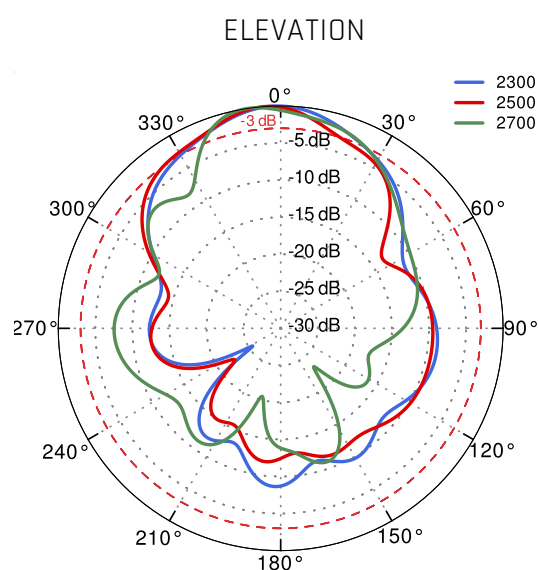


## Port 2 1.71GHz to 2.17GHz





## Port 2 2.3GHz to 2.7GHz



## **DIMENSIONS**

