

# QuMax for DIGI IX10

## INTEGRATED MULTI-BAND 5G DIRECTIONAL ANTENNA + POE SPLITTER + PLACE TO INSTALL DIGI IX10 (ALL-IN-ONE)

QuMax antenna for **DIGI IX10** router is a perfect outdoor device for improving the signal in rural/suburban and locations where the mobile signal is weak. It has embedded directional 5G antenna. If you use IX10 with QuMax antenna, you get an integrated complete solution with embedded router and multi band antennas in one enclosure.

The set contains a [PoE splitter](#), allowing you to split data and power from a single Ethernet cable and maintain gigabit transfer speeds while protecting the LAN port from damage caused by overvoltage, short circuit or improper connection.

**5G****BAND 71****2x2 MIMO****617-6000MHz****7 dBi****DIRECTIONAL****IP 67****-40° TO +80°**

OUTDOOR ANTENNA WORKS IN ANY WEATHER CONDITIONS, IP67



MOUNTING SYSTEM WITH TWO PLANES, 60 DEGREES REGULATION



WIDE BAND 600-6000MHZ, 5G TECHNOLOGY



ANTENNA PERFECTLY MATCHED WITH THE DIGI IX10



ALL ANTENNAS AND DIGI ROUTER INTEGRATED IN ONE ENCLOSURE



MADE IN **EUROPE**



## 5G / LTE ANTENNA SPECIFICATION

FREQUENCY	617 - 960 MHz 1.7 - 2.7 GHz 3.3 - 4.6 GHz 4.7 - 6.0 GHz
GAIN	617 - 960 MHz : 6 dBi 1.7 - 2.7 GHz : 7 dBi 3.3 - 4.6 GHz : 7 dBi 4.7 - 6.0 GHz : 5.5dBi
SUPPORTED LTE BANDS	1, 2, 3, 4, 5, 7, 8, 9, 10, 12, 13, 14, 17, 18, 19, 20, 22, 25, 26, 27, 28, 29, 30, 33, 34, 35, 36, 37, 38, 39, 40, 41, 42, 43, 44, 46, 47, 48, 49, 52, 53, 65, 66, 67, 68, 69, 71, 85, 103, 106
SUPPORTED 5G BANDS	n1, n2, n3, n5, n7, n8, n12, n13, n14, n18, n20, n25, n26, n28, n29, n30, n34, n38, n39, n40, n41, n46, n47, n48, n53, n65, n66, n67, n71, n77, n78, n79, n80, n81, n82, n83, n84, n85, n86, n89, n90, n95, n97, n98, n100, n101, n256
VSWR	<2.00, max <3.00
BEAMWIDTH	80°/80° ±15°
POLARIZATION	X (±45degrees)
IMPEDANCE	50 $\Omega$

## MECHANICAL SPECIFICATION

MATERIALS	ABS, aluminum, PTFE, fiberglass
CONNECTOR TYPE	RJ45
INGRESS PROTECTION	IP67
DIMENSIONS	26.9 x 26.95 x 17.7 cm 10.6 x 10.6 x 7 inch
WEIGHT	2.8 kg 6.17 lbs
OPERATING TEMPERATURE	From -40°C to 80°C From -40°F to 176°F
MAST DIAMETER	25-60mm 0.98-2.36 inch

## FREQUENCY BANDS

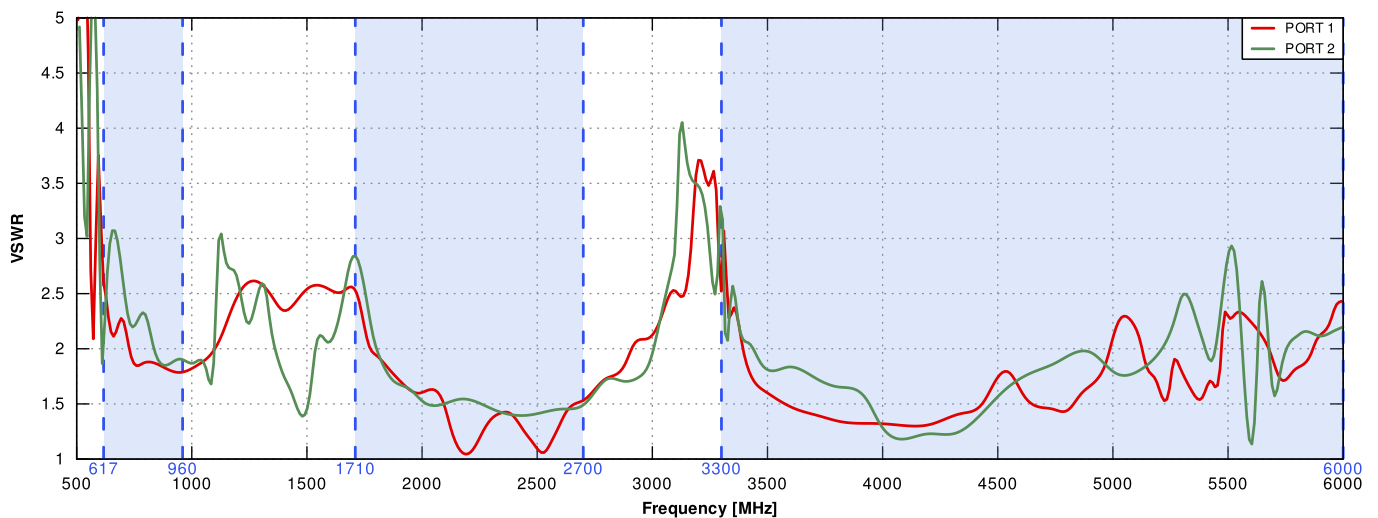
LTE / 4G	1	2	3	4	5	7	8	6000 MHz
	9	10	12	13	14	17	18	
	19	20	22	25	26	27	28	
	29	30	33	34	35	36	37	
	38	39	40	41	42	43	44	
	46	47	48	49	52	53	65	
	66	67	68	69	71	85	103	
	106							
617 MHz								

**5G**

617 MHz	n1	n2	n3	n5	n7	n8	n12	6000 MHz
	n13	n14	n18	n20	n25	n26	n28	
	n29	n30	n34	n38	n39	n40	n41	
	n46	n47	n48	n53	n65	n66	n67	
	n71	n77	n78	n79	n80	n81	n82	
	n83	n84	n85	n86	n89	n90	n95	
	n97	n98	n100	n101	n256			

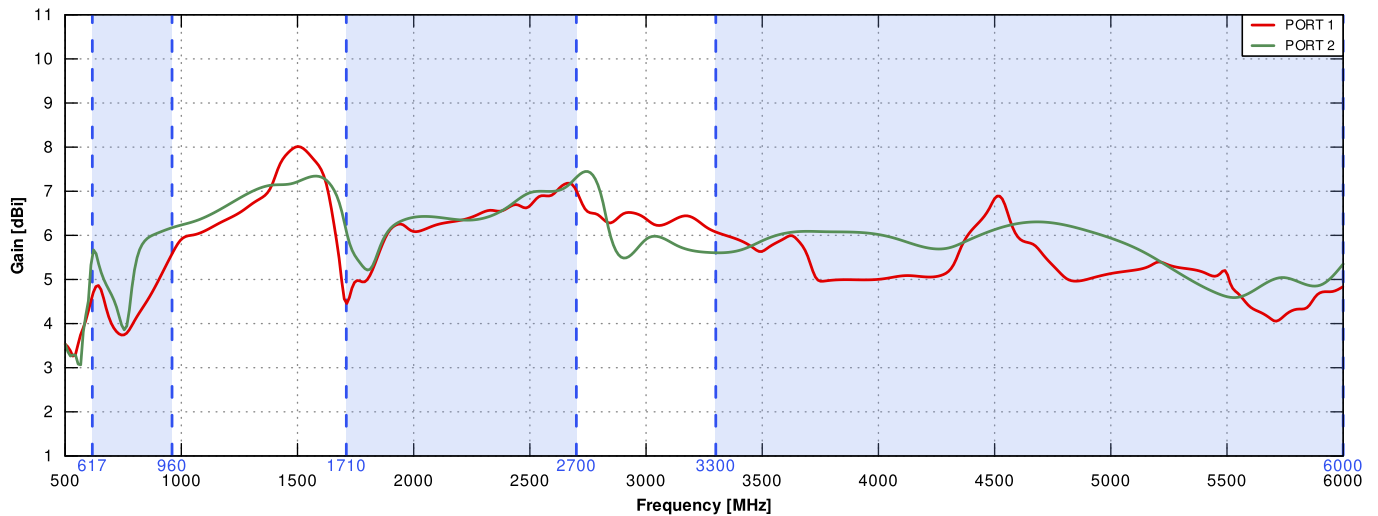
## PLOTS

LTE VSWR

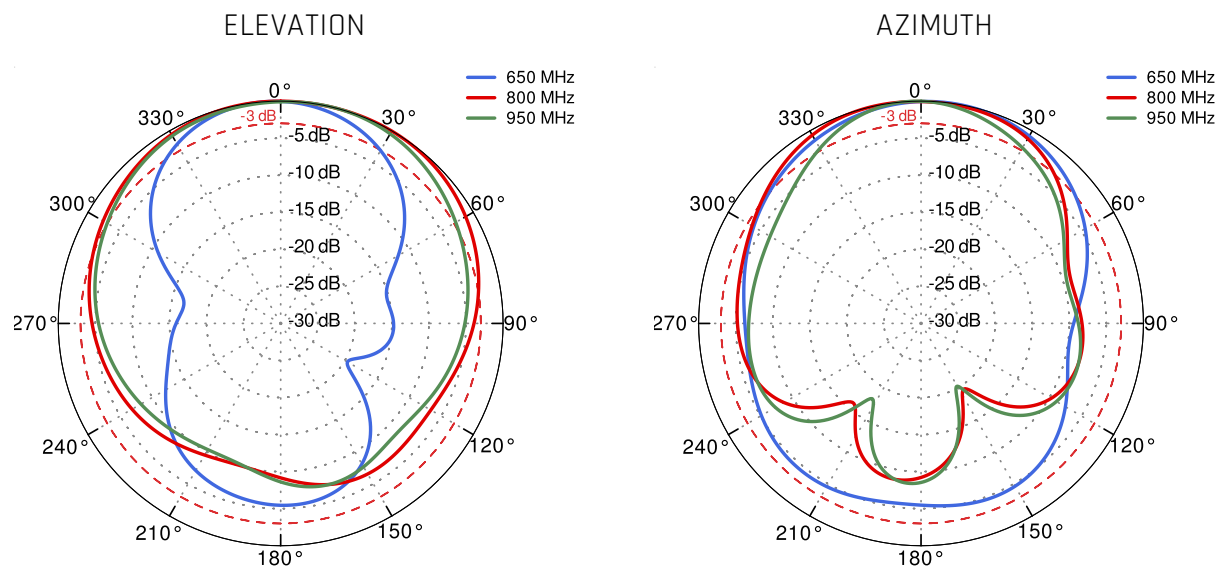




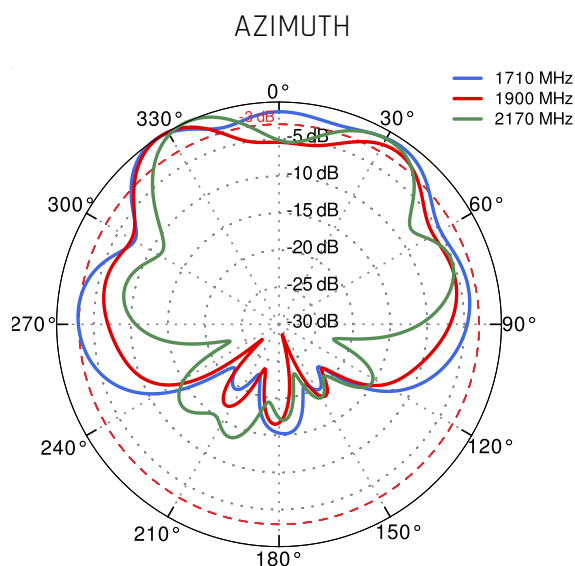
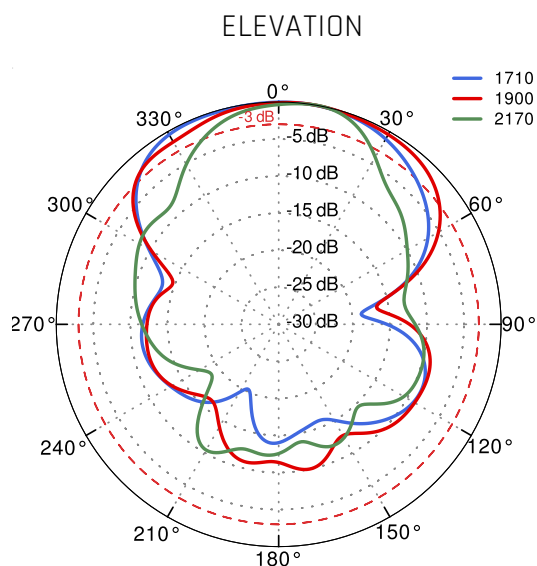
## LTE Gain



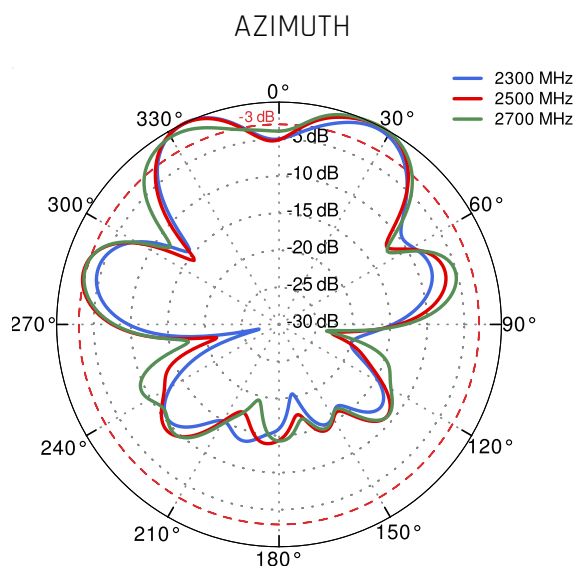
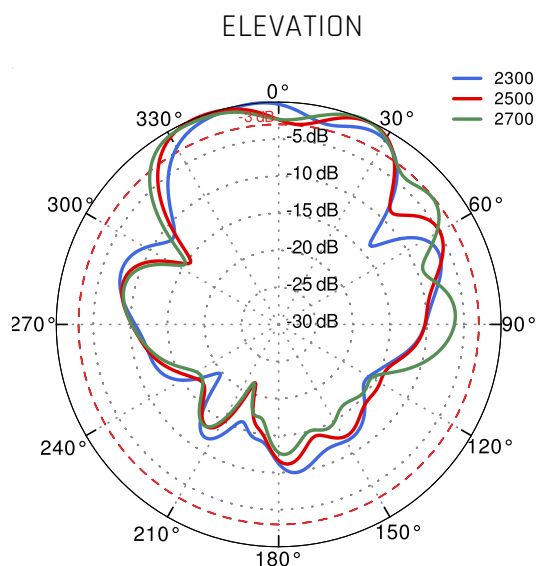
## PORT 1 - 5G/LTE from 650MHz to 950MHz



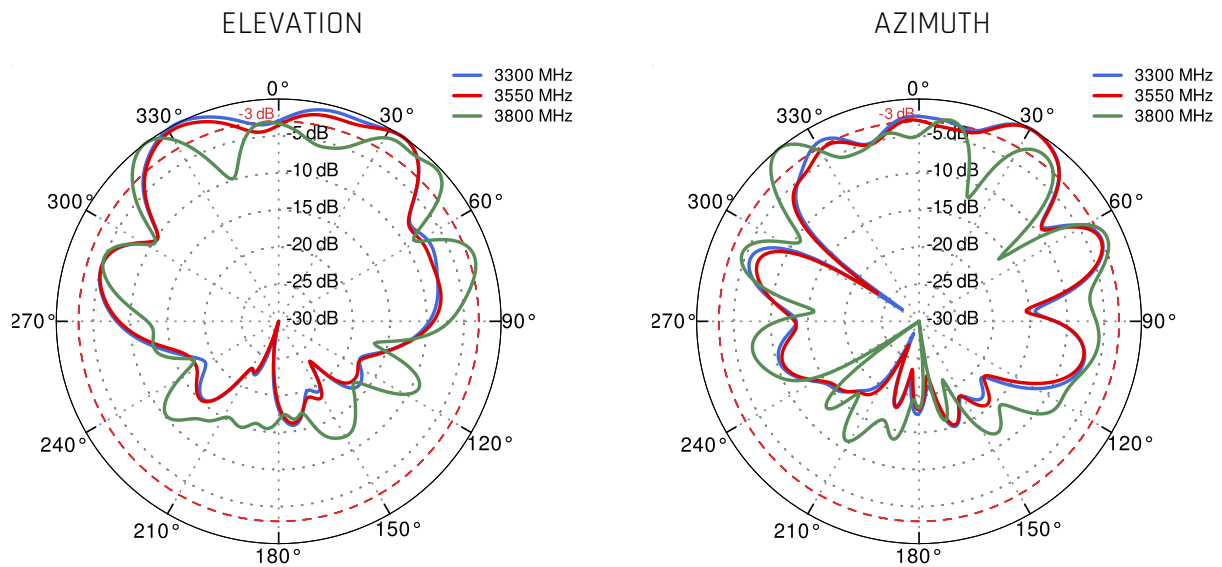
## PORT 1 - 5G/LTE from 1.71GHz to 2.17GHz



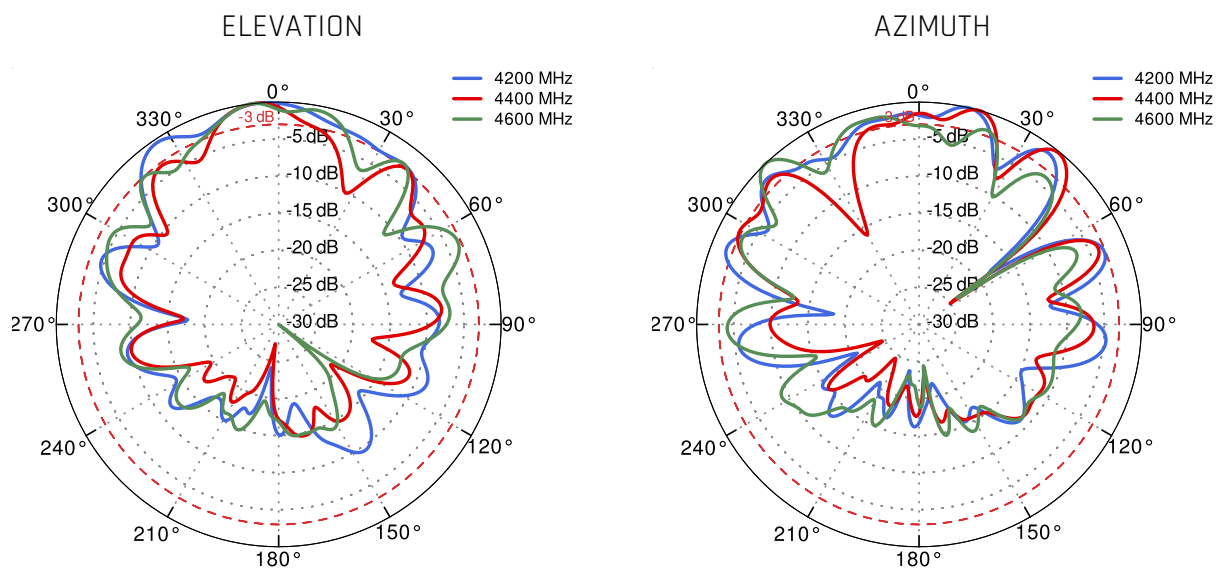
## PORT 1 - 5G/LTE from 2.3GHz to 2.7GHz



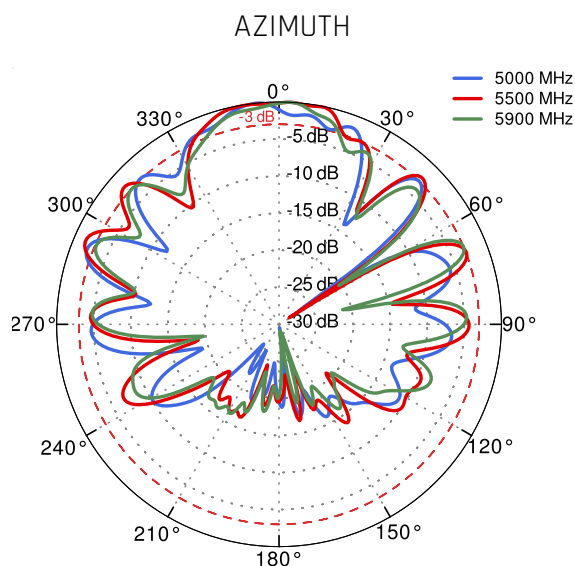
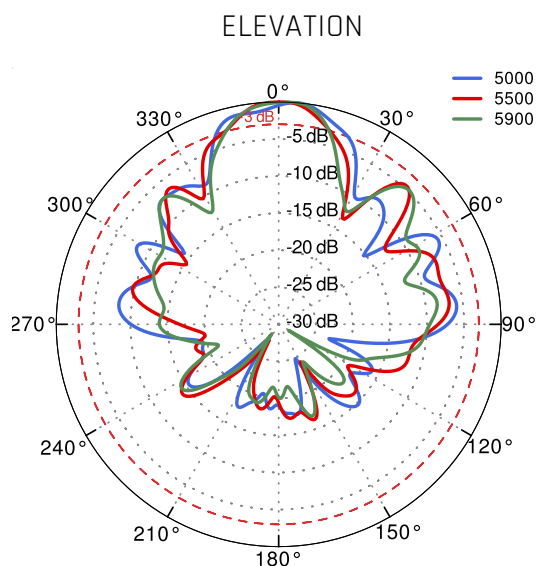
## PORT 1 - 5G/LTE from 3.3GHz to 3.8GHz



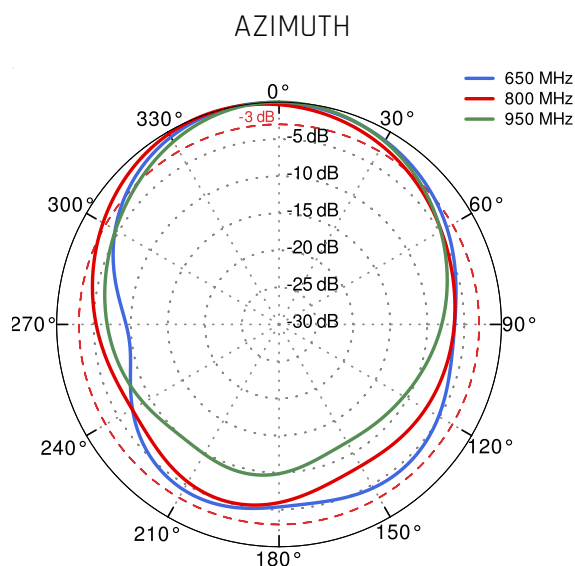
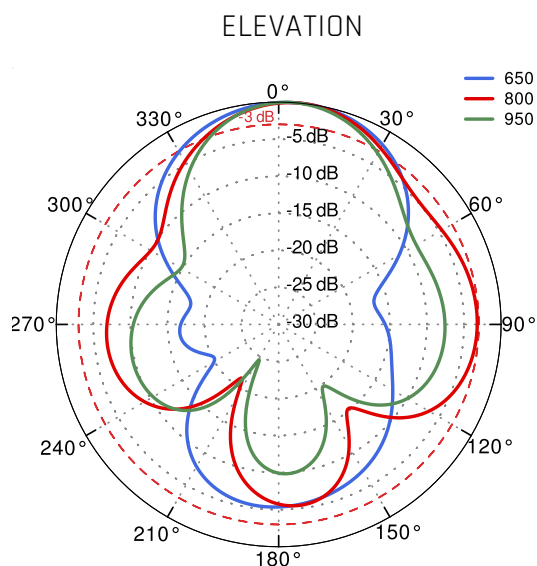
## PORT 1 - 5G/LTE from 4.2GHz to 4.6GHz



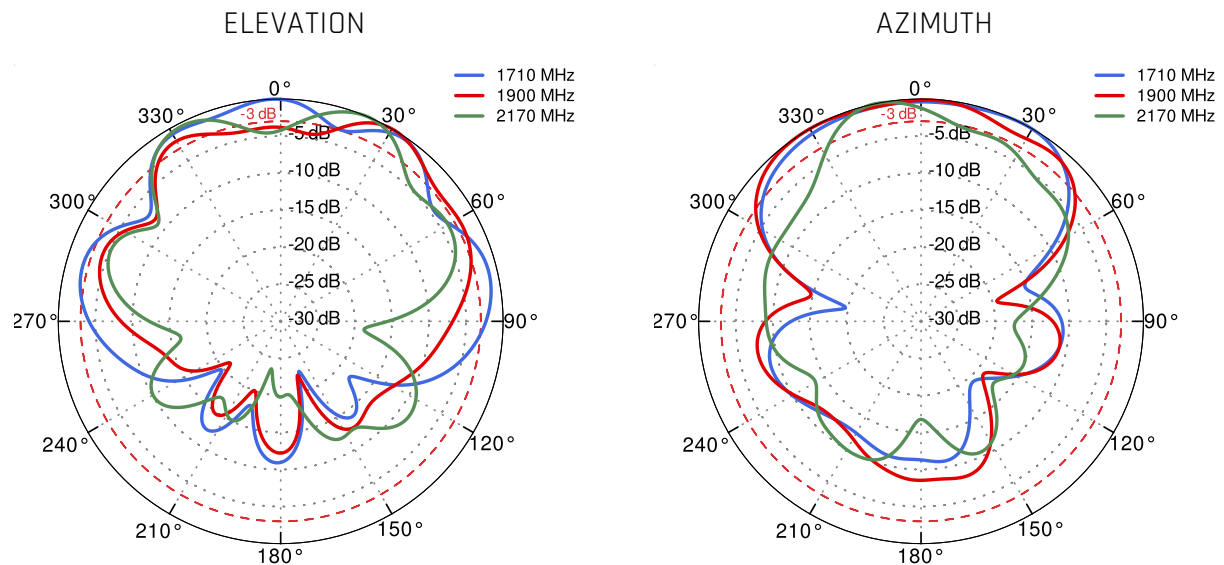
## PORT 1 - 5G/LTE from 5.0GHz to 5.9GHz



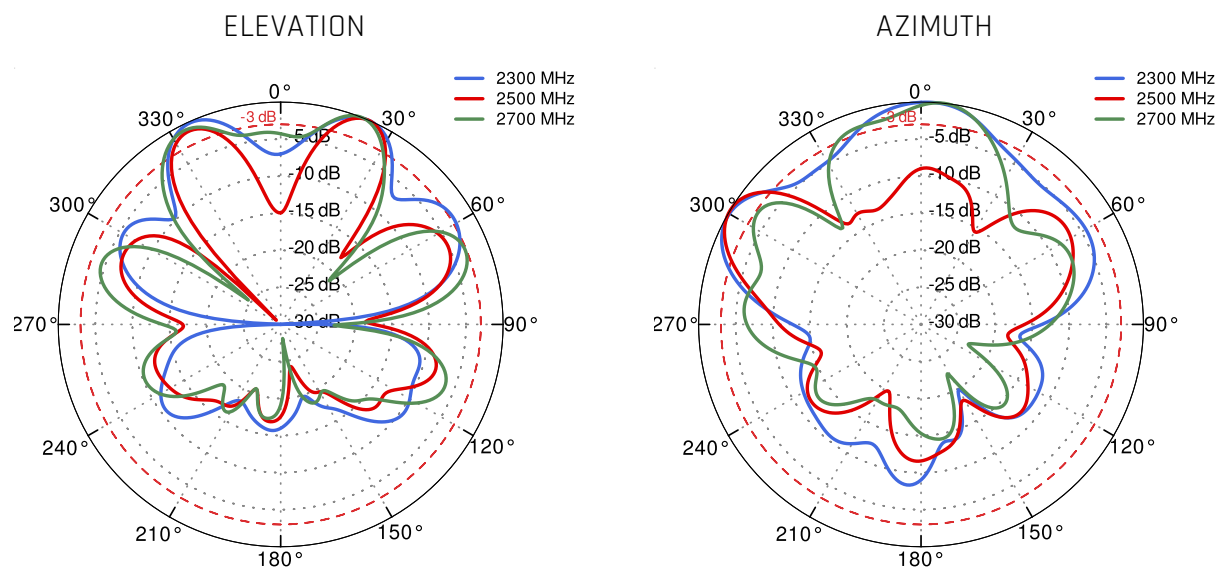
## PORT 2 - 5G/LTE from 650MHz to 950MHz



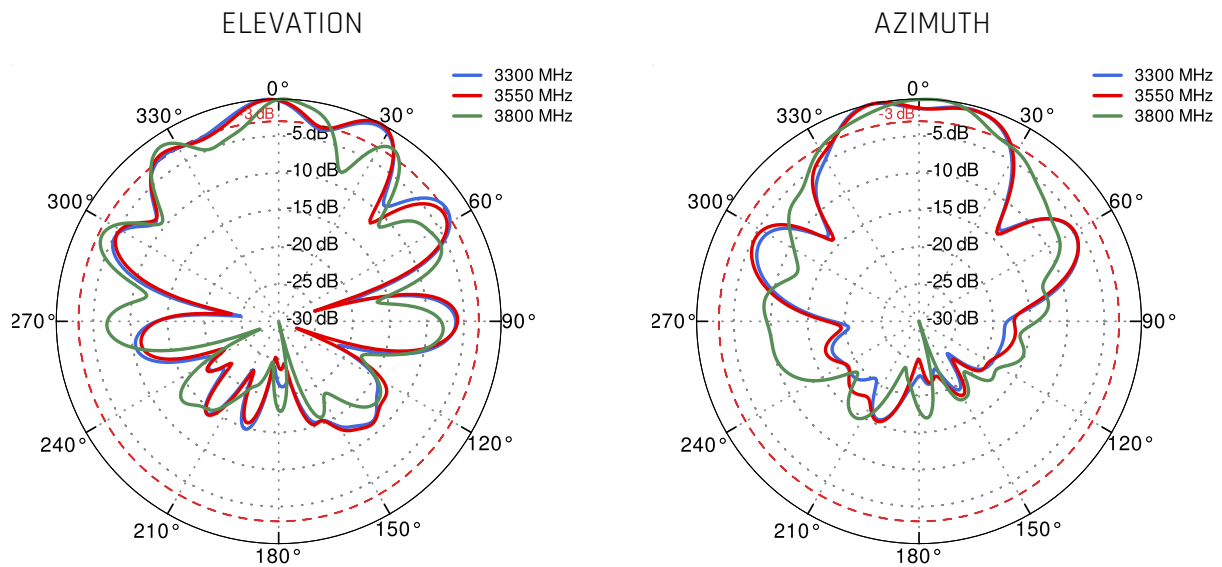
## PORT 2 - 5G/LTE from 1.71GHz to 2.17GHz



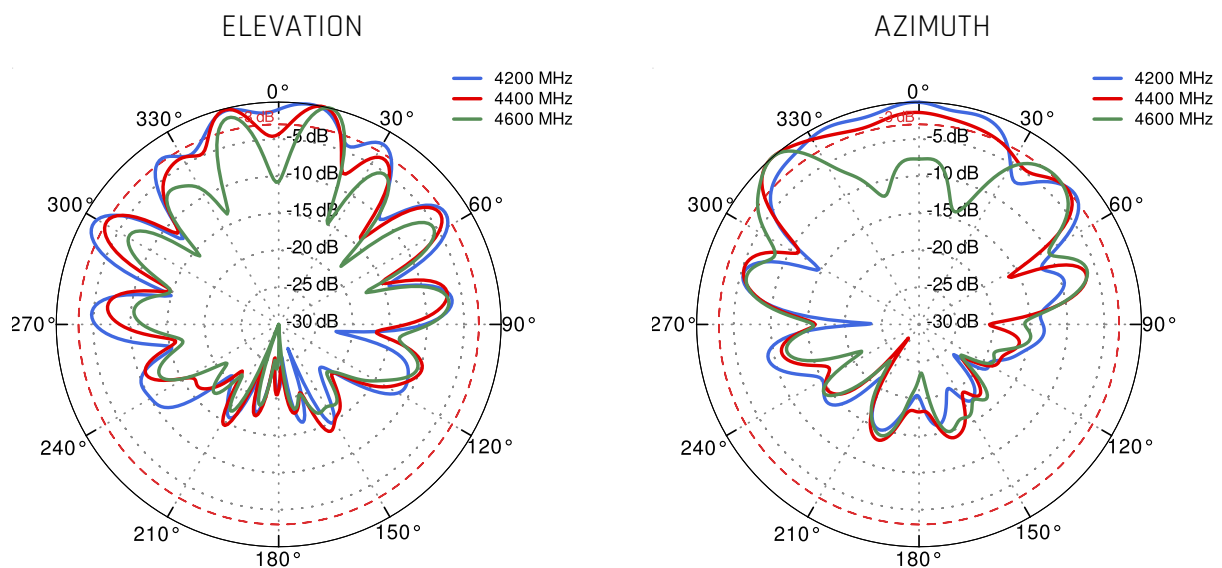
## PORT 2 - 5G/LTE from 2.3GHz to 2.7GHz



## PORT 2 - 5G/LTE from 3.3GHz to 3.8GHz

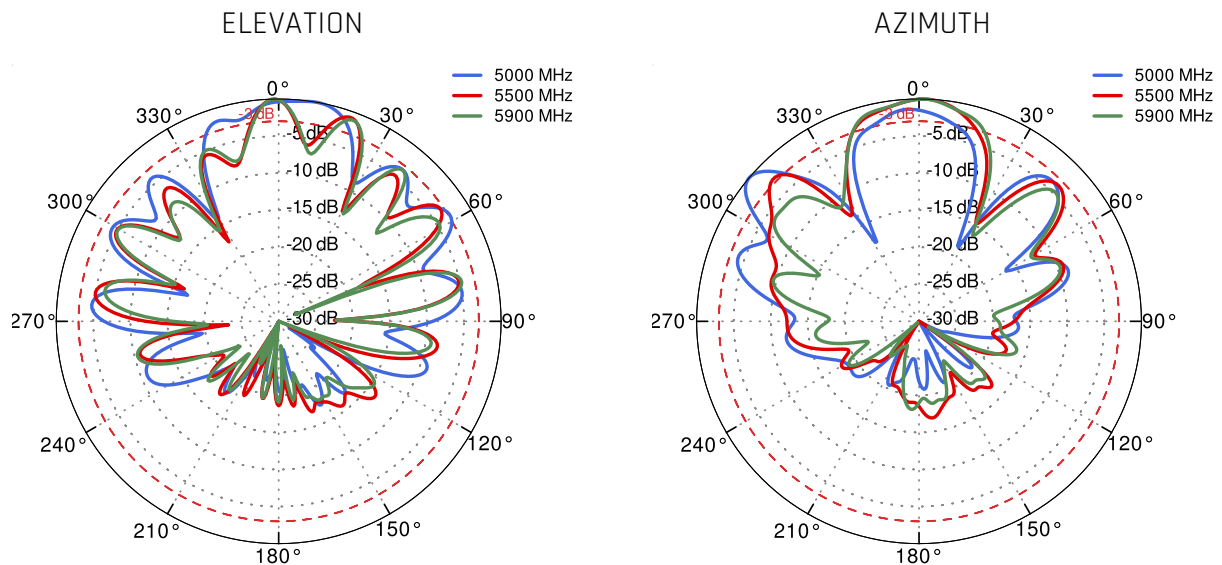


## PORT 2 - 5G/LTE from 4.2GHz to 4.6GHz





## PORT 2 - 5G/LTE from 5.0GHz to 5.9GHz



## DIMENSIONS

